

**Office on Violence Against Women
Discretionary Grants
Grants to Encourage Arrest Policies and Enforcement of Protection Orders
(Arrest Program)**

Report Period: January 1-June 30, 2005


The purpose of the Arrest Program is to encourage communities to adopt a coordinated community response (CCR) in the treatment of domestic violence as a serious violation of criminal law. This program challenges the entire community to listen, communicate, identify problems, and share ideas that will result in new responses to ensure victim safety and offender accountability.

Total number of grantees reporting	164
------------------------------------	-----

Victim Services: Arrest Program grantees provided services to nearly 44,000 victims of domestic violence to help them become and remain safe from violence.

Total number of grantees using funds for victim services: **125** (76% of all grantees)

Victims seeking services who were served, partially served and not served



Victim services and demographics: Arrest Program grantees provided an array of services to victims of domestic violence, including victim advocacy (actions designed to help the victim/survivor obtain needed resources or services), crisis intervention, and legal advocacy (assistance navigating the criminal and/or civil legal system). Victims receive safety planning, referrals and information as needed.

Number of victims receiving the following services:

- Criminal justice advocacy/court accompaniment: **21,684** (50% of those receiving services)
- Victim advocacy: **21,494** (49%)
- Victim-witness notification: **18,978** (44%)
- Hotline calls: **13,490** (31%)
- Civil legal advocacy/court accompaniment: **12,126** (28%)

Demographic data:

Gender¹

- ♦ Female: **37,037** (89%)
- ♦ Male: **4,670** (11%)

Other Demographics

- ♦ Rural: **8,726** (20% of victims receiving services)
- ♦ Limited English: **2,594** (4%)
- ♦ Immigrant: **2,505** (6%)
- ♦ Disabilities: **1,579** (4%)

Relationship to Offender¹

- ♦ Spouse/intimate partner or former spouse/intimate partner: **28,920** (75%)
- ♦ Dating: **5,859** (15%)
- ♦ Other family member: **5,096** (13%)

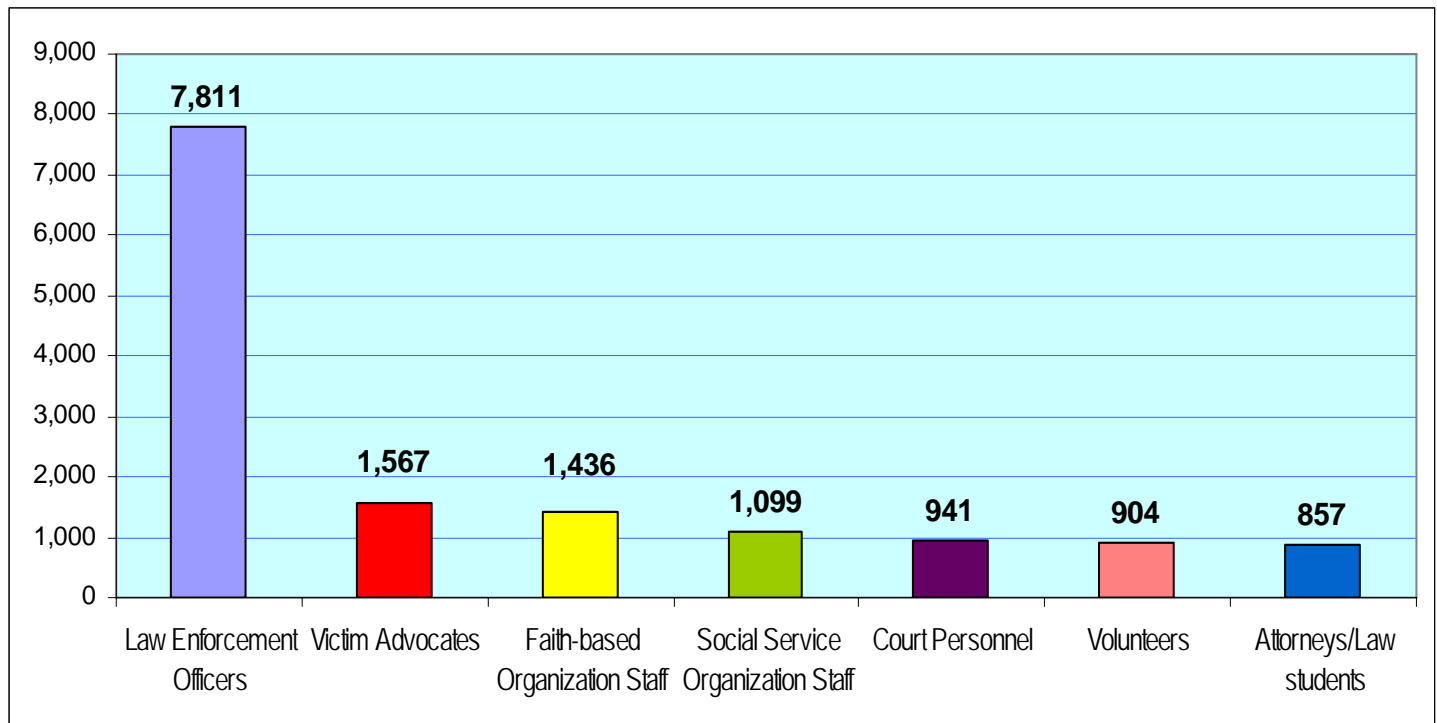
Training: Arrest Program grantees train professionals to improve the response to victims of domestic violence and/or dating violence and to increase offender accountability.

Total number of grantees using funds for training: **125** (76% of all grantees)

Total number of people trained: **24,934**

Number of training events: **1,307**

People Trained



1. Percentages are based on victims receiving services for whom this information was known.

Topics on which professionals were most frequently trained

Training Topic	Number of grantees training on this topic	Training Topic	Number of grantees training on this topic
Domestic violence overview, dynamics, and services	104	Confidentiality	69
Law enforcement response	95	Decreasing dual arrest/identifying predominant aggressor	67
Protection orders	90	Stalking overview, dynamics, and services	61
Advocate response	88	Issues specific to victims/survivors who live in rural areas	56
Coordinated community response	83	Dating violence	51
Safety planning for victims/survivors	75	Issues specific to victims/survivors with substance abuse problems	44

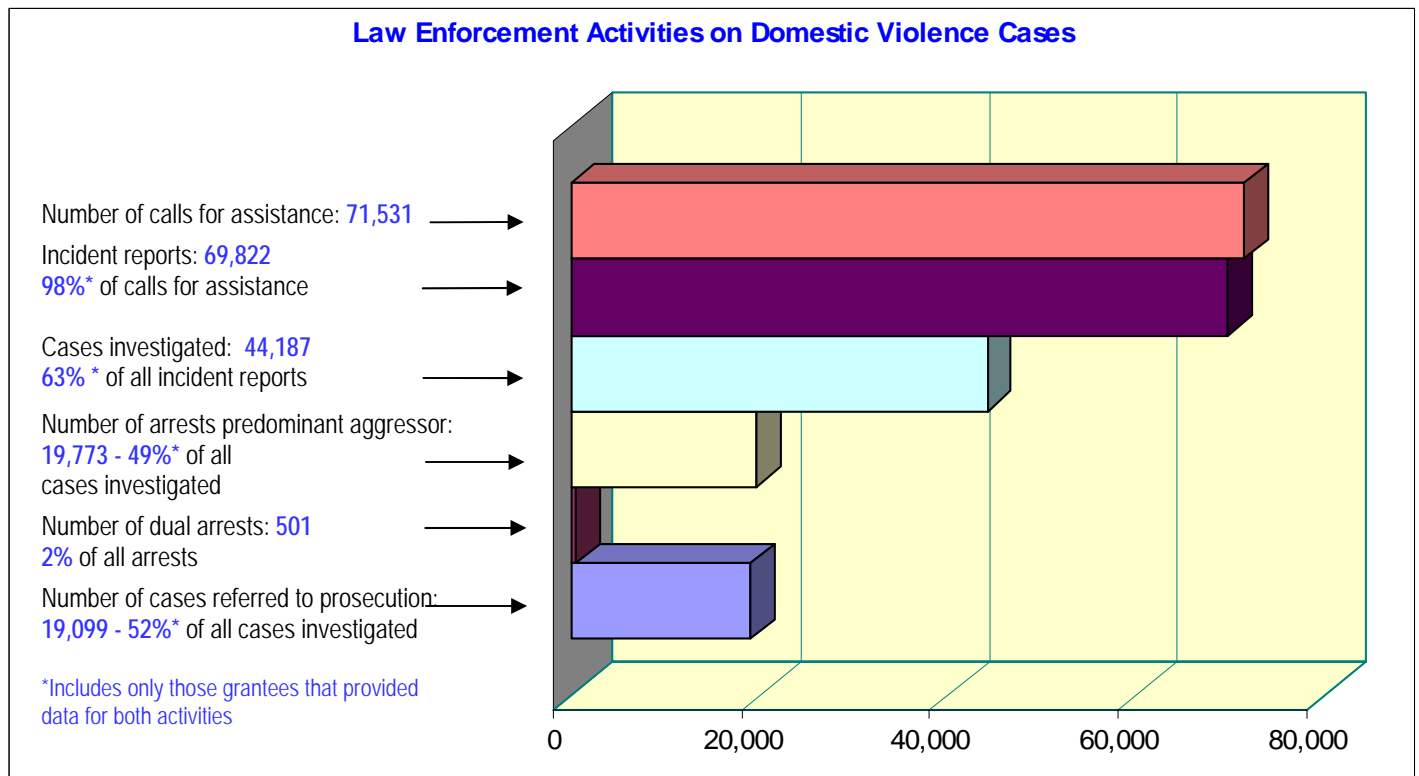
Staff: Arrest Program staff provide training, victim services, law enforcement activities, prosecution, court services, supervision of offenders, and batterer intervention programs to increase victim safety and offender accountability.

Total number of grantees using funds for staff: **160** (98% of all grantees)

Total number of full time equivalent staff funded	651
Victim Advocates (26% of all funded staff)	166
Law Enforcement Officers (15%)	100
Prosecutors (10%)	64
Program Coordinators (9%)	56
Probation Officers (6%)	37
Court Personnel (5%)	30
Trainers (2%)	14

Arrest Program grantees report criminal justice data for the entire jurisdiction receiving funds

Law Enforcement: Number of grantees using funds for law enforcement: **66** (40% of all grantees)



Prosecution

NOTE: The percentage of charges resulting in convictions reported here is not a conviction rate (which is based on persons convicted), but reflects the percentage of charges—not offenders—which were disposed of by a conviction.

Number of grantees using funds for prosecution: **57** (35% of all grantees)

Prosecution of Domestic Violence Charges

Total number of charges filed	<p>93,532</p> <ul style="list-style-type: none"> 62% were misdemeanor domestic violence charges 12% were domestic violence ordinance charges 11% were felony domestic violence charges
Number of charges disposed of	<p>54,588</p> <ul style="list-style-type: none"> 58% of all new and pending charges were disposed of
Charges resulting in convictions and deferred adjudications	<p>26,356 48% of all charges disposed of resulted in convictions or deferred adjudications</p> <ul style="list-style-type: none"> 52% of felony domestic violence charges resulted in a conviction or deferred adjudication: 2,618 charges out of 5,072 disposed of 50% of domestic violence ordinances charges resulted in a conviction or deferred adjudication: 4,280 charges out of 8,591 disposed of 45% of misdemeanor domestic violence charges resulted in a conviction or deferred adjudication: 15,250 charges out of 33,611 disposed of

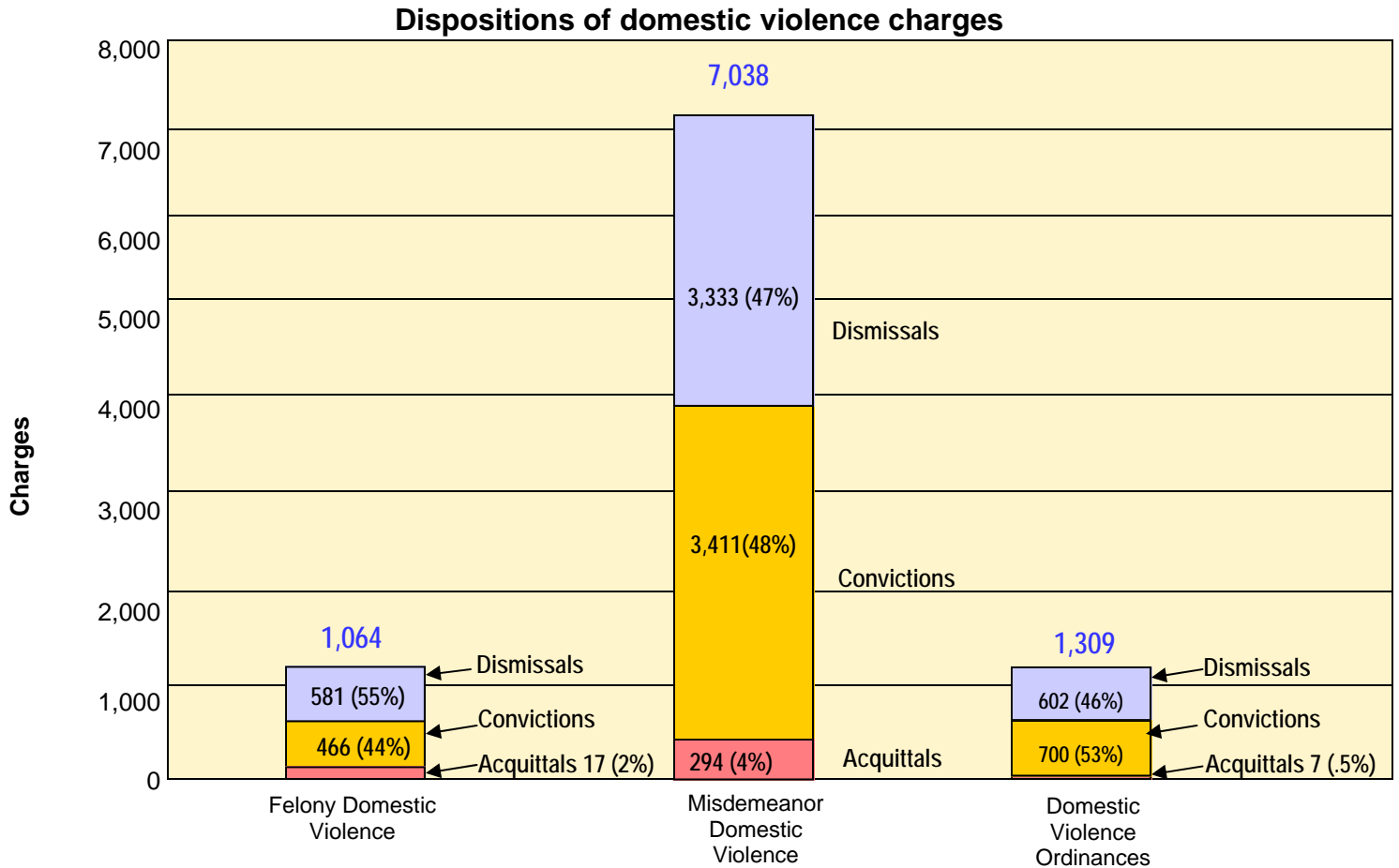
Courts

NOTE: The percentage of charges resulting in convictions reported here is not a conviction rate (which is based on persons convicted), but reflects the percentage of charges—not offenders—which were disposed of by a conviction.

Number of grantees using funds for courts: **30** (18% of all grantees)

Total number of charges: **28,997**

Total number of charges disposed of: **12,354** (43% of all charges)



Dispositions of violations of probation and other court orders

Courts monitor offenders to review progress and compliance with court orders. The data reported below reflects the consequences imposed for violations that were disposed of during the current report period.

Violations of probation and court orders	Dispositions
Protection Orders (321)	20% (63) received verbal/written warning 46% (148) had partial or full revocation of probation
New criminal behavior (233)	.9% (2) received verbal/written warning 70% (163) had partial or full revocation of probation
Failure to attend Batterer Intervention Program (BIP) (580)	28% (163) received verbal/written warning 46% (267) had partial or full revocation of probation
Other condition (1,185)	25% (302) received verbal/written warning 34% (405) had partial or full revocation of probation

Probation

Number of grantees using funds for probation: **26** (16% of all grantees)

Total number of cases	7,209
------------------------------	--------------

Dispositions of violations of probation

Probation officers monitor offenders to review progress and compliance with court orders. The data reported below reflects the consequences imposed for violations that were disposed of during the current report period.

Violations of probation	Dispositions of violations
Protection Orders (263)	16% (41) received verbal/written warning 40% (105) had partial or full revocation of probation
New criminal behavior (280)	3% (9) received verbal/written warning 71% (200) had partial or full revocation of probation
Failure to attend BIP (694)	22% (152) received verbal/written warning 63% (437) had partial or full revocation of probation
Other condition (937)	24% (228) received verbal/written warning 44% (411) had partial or full revocation of probation

Offender Monitoring

- ✦ **4,456** Offenders received **23,063** face-to-face monitoring contacts
- ✦ **3,891** Offenders received **22,377** telephone monitoring contacts
- ✦ **1,844** Offenders received **4,226** unscheduled surveillance contacts

In addition to offender monitoring, probation officers also contact victims as an additional strategy to increase victim safety

- ✦ **2,357** Victims received **5,954** contacts

Protection Orders: Arrest Program grantees report community-wide data on the number of protection orders granted in jurisdictions receiving Arrest Program funds.

Total number temporary and permanent orders granted: **189,154**