

**Office on Violence Against Women
Discretionary Grants
Grants to Reduce Violent Crimes Against Women on Campus Program
Report Period: January 1-June 30, 2005**

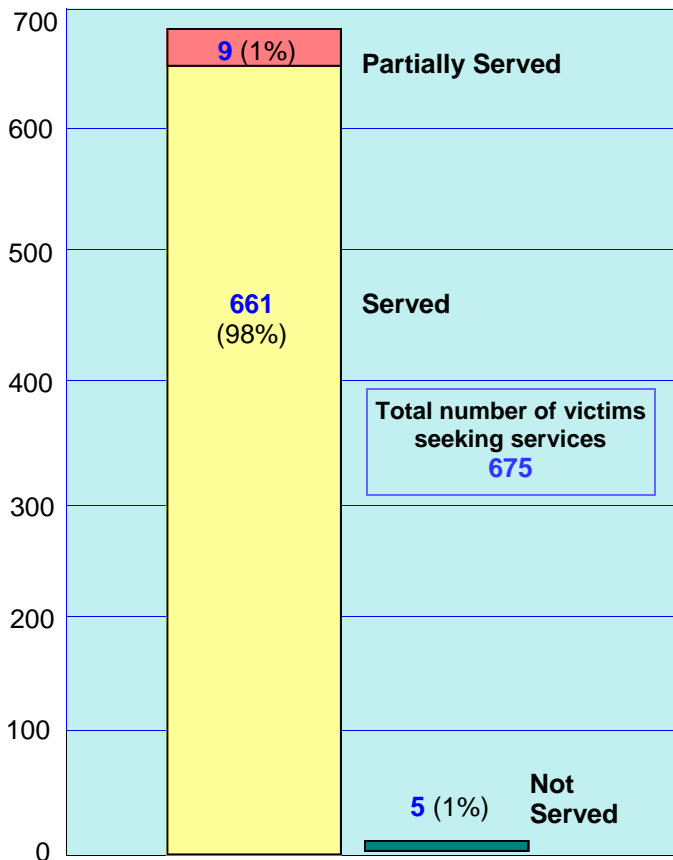
The primary purpose of the Campus Program is to develop and strengthen victim services in cases involving violent crimes against women on campuses. The Campus Program also aims to strengthen security and investigative strategies to prevent and prosecute violent crimes against women on campuses.

Total number of grantees reporting	46
---	-----------

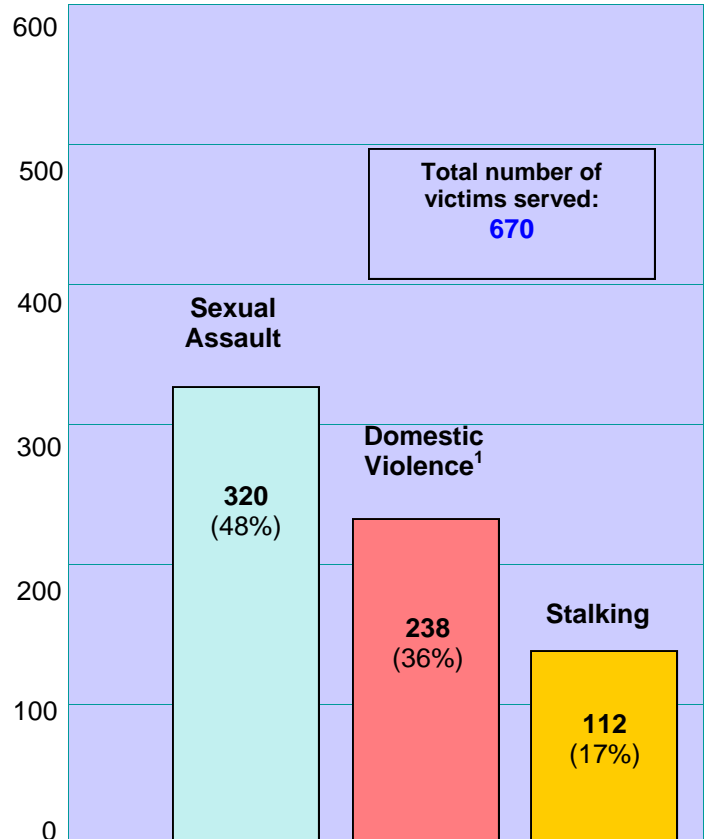
Victim Services : Campus Program grantees provided services to **670** victims of sexual assault, domestic violence and stalking.

Total number of grantees using funds for victim services: **35** (76% of all grantees)

Victims seeking services who were served, partially served and not served



Victims who were served or partially served by type of victimization



1. The numbers on domestic violence include both intimate partner and dating violence.

Victim services and demographics: Campus Program grantees provided an array of services to victims/survivors of sexual assault, domestic violence and stalking, including victim advocacy (actions designed to help victims/survivors obtain needed resources or services), crisis intervention, and legal advocacy (assistance navigating the criminal and/or civil legal system). Victims/survivors receive referrals and information as needed.

Number of victims receiving the following services:

- Victim advocacy: **490**
(73% of those receiving services)
- Crisis Intervention: **414** (62%)
- Support group & counseling services: **201** (30%)
- Hotline calls: **225** (34%)
- Legal advocacy: **95** (14%)
- Hospital response: **47** (7%)
- Disciplinary board advocacy: **43** (6%)
- Housing assistance: **38** (6%)

Demographic data:

Gender²

- ♦ Female: **625** (93%)
- ♦ Male: **44** (7%)

Ethnicity²

- ♦ White: **428** (73%)
- ♦ African American: **51** (9%)
- ♦ Asian: **37** (6%)
- ♦ Hispanic: **36** (6%)
- ♦ American Indian: **32** (5%)

Other Victim/Survivor Demographics

- ♦ Rural: **93** (14% of victims receiving services)
- ♦ Disabilities: **26** (4%)
- ♦ Limited English: **9** (1%)

Relationship to Offender²

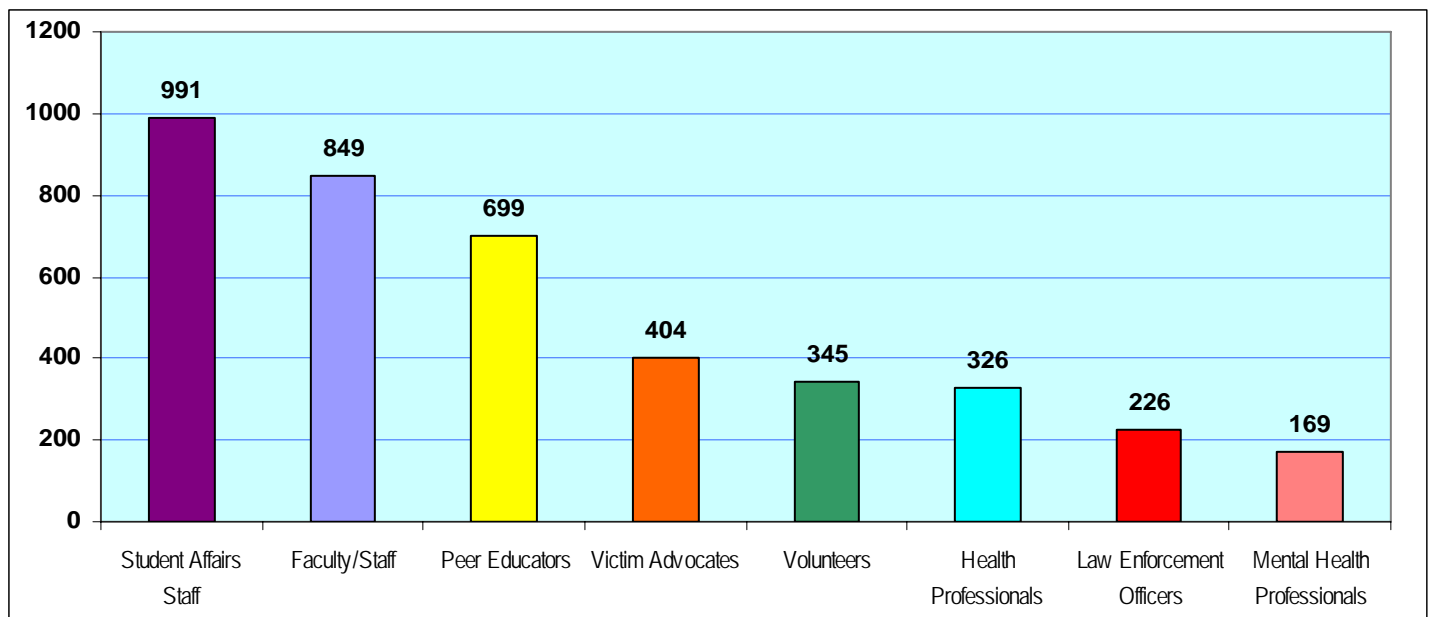
- ♦ Acquaintance: **262** (42%)
- ♦ Spouse/intimate partner or former spouse/intimate partner: **237** (38%)
- ♦ Stranger: **51** (8%)
- ♦ Dating: **50** (8%)

Training: Campus Program grantees train professionals to improve the response to victims/survivors of sexual assault, domestic violence and stalking and to increase offender accountability.

Total number of grantees using funds for training: **41** (89% of all grantees)

Total number of people trained with Campus funds: **4,239**

Number of training events: **351**



2. Percentages are based on victims receiving services for whom this information was known.

Topics on which professionals were most frequently trained			
Training Topic	Number of grantees training on this topic	Training Topic	Number of grantees training on this topic
Sexual assault overview, dynamics, and services	38	Domestic violence overview, dynamics and services	31
Dating violence overview, dynamics and services	36	Sexual assaults statues/codes	27
Confidentiality	33	Disciplinary/judicial board response	25
Stalking overview, dynamics and services	33	Campus police/security response	24
Safety planning for victims	31	Stalking statues/codes	21

Education for incoming students: All Campus grantees must implement and operate educational programs for the prevention of violent crimes against women as part of an overall coordinated campus and community response to violence against women on campuses.

Education for Incoming Students	
Number of programs provided for incoming students with Campus Program funds.	219
Number of incoming students.	66,933
Number of incoming students receiving prevention education provided with Campus Program funds.	23,043 ³ (34% of all incoming students)

Staff: Campus Program staff provides training, prevention education, and victim services to ensure a coordinated response to violence against women on campus.

Total number of grantees using funds for staff: **45** (98% of all grantees)

Total number of full time equivalent staff funded	79
Program Coordinators	20
Victim Advocates	15
Trainers/educators	14
Administrators	13
Support Staff	8

3. The number of incoming students receiving prevention education provided with Campus Program funds and other funding sources was 35,729 (53% of all incoming students).

Campus and community measures: Campus Program grantees are required to collect and report on all sexual assault, domestic violence and stalking offenses that either occurred on campus or that occurred off campus and involved students.

Campus and Community Measures

62 offenses resulted in criminal charges being filed in the local jurisdiction
84 offenses resulted in campus disciplinary/judicial board actions

136 victims reported crimes occurring on campus
119 of these reported to campus police/security
17 reported to community law enforcement

126 victims reported crimes occurring off campus
112 of these reported to community law enforcement
14 reported to campus police/security

45 temporary protection orders were requested and 40 were granted (89%)
35 final protection orders were requested and 27 were granted (77%)