

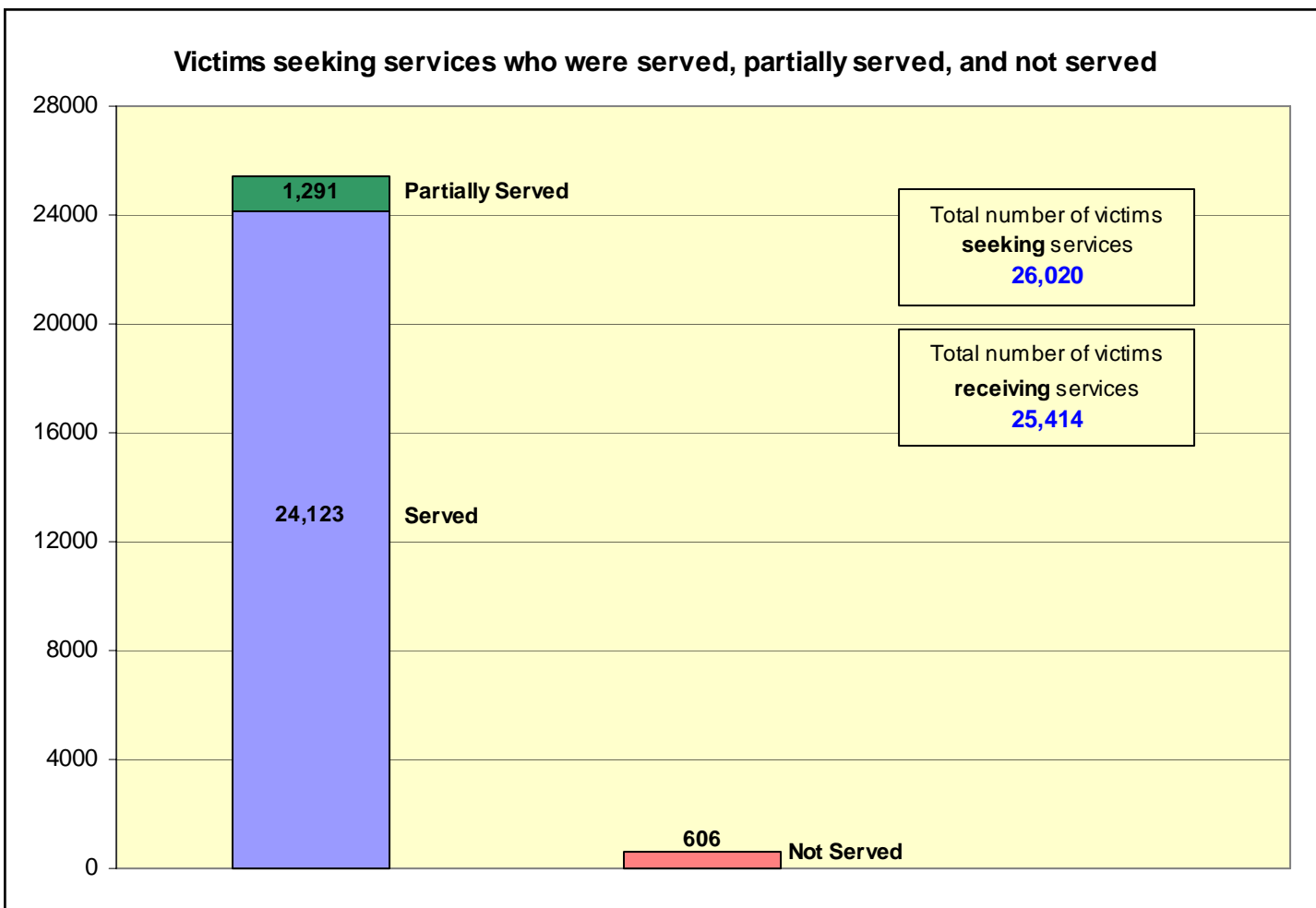
**Office on Violence Against Women  
Discretionary Grants  
Rural Domestic Violence and Child Victimization Enforcement Grants  
Report Period: July 1-December 31, 2005**

The purpose of the Rural Domestic Violence and Child Victimization Enforcement Grant Program (Rural Program) is to enhance the safety of victims of domestic violence, dating violence, and child victimization by supporting projects uniquely designed to address and prevent these crimes in rural jurisdictions. This program challenges community-based organizations and leaders to collaborate, communicate, identify issues, and share ideas that will result in responses that will ensure victim safety and offender accountability.

Total number of grantees reporting	158
------------------------------------	-----

**Victim Services:** Rural Program grantees provided services to more than **25,000** victims of domestic violence and over **11,000** child victims to help them become and remain safe from violence.

Total number of grantees using funds for victim services: **131** (83% of all grantees)



**Victim Services and Demographics:** Rural Program grantees provided an array of services to victims of domestic violence, dating violence, and child victimization. These services included victim and child advocacy (actions designed to help the victim/survivor obtain needed resources or services), crisis intervention, and support group/counseling. Safety planning, referrals, and information are provided to victims as needed.

**Number of victims receiving the following services:**

Victim advocacy: **16,529** (65% of those receiving services)  
 Hotline calls: **14,580** (57%)  
 Crisis Intervention: **11,889** (47%)  
 Support group/counseling: **8,729** (34%)  
 Civil legal advocacy: **7,548** (30%)  
 Criminal justice advocacy: **5,861** (23%)  
 Victim-witness notification: **4,738** (19%)

**Demographic data:**

**Gender<sup>1</sup>**

- ♦ Female: **22,749** (94%)
- ♦ Male: **1,511** (6%)


**Other Demographics**

- ♦ Rural: **20,596** (81% of those receiving services)
- ♦ Limited English: **3,210** (13%)
- ♦ Immigrants: **2,179** (9%)
- ♦ Disabilities: **1,449** (6%)

**Relationship to Offender<sup>2</sup>**

- ♦ Current or former spouse or intimate partner: **19,306** (81%)
- ♦ Dating: **2,197** (9%)
- ♦ Other family member: **1,211** (5%)
- ♦ Parent or other caretaker: **881** (4%)
- ♦ Other: **157** (1%)

**Children seeking services who were served, partially served, and not served**



<sup>1</sup> Percentages are based on victims receiving services for whom this information was known.

<sup>2</sup> Because victims may have been abused by more than one offender, data reported may exceed the total number of victims served. Percentages are based on the total number of known relationships.

**Number of children receiving the following services:**

Victim advocacy: **4,631** (41% of those receiving services)  
 Crisis intervention: **4,264** (38%)  
 Child advocacy: **4,024** (36%)  
 Support group/counseling: **3,267** (29%)  
 Hotline calls: **2,697** (24%)  
 Civil legal advocacy: **1,527** (14%)

**Referrals:**

- ♦ Children referred to Child Protective Services: **1,060**
- ♦ Referrals received from Child Protective Services: **1,142**

**Demographic data:**

**Gender<sup>3</sup>**

- ♦ Female: **5,711** (57%)
- ♦ Male: **4,315** (43%)

**Other Demographics**

- ♦ Rural: **7,957** (71% of those receiving services)
- ♦ Disabilities: **1,324** (12%)
- ♦ Limited English: **474** (4%)
- ♦ Immigrants: **154** (1%)

**Relationship to Offender<sup>4</sup>**

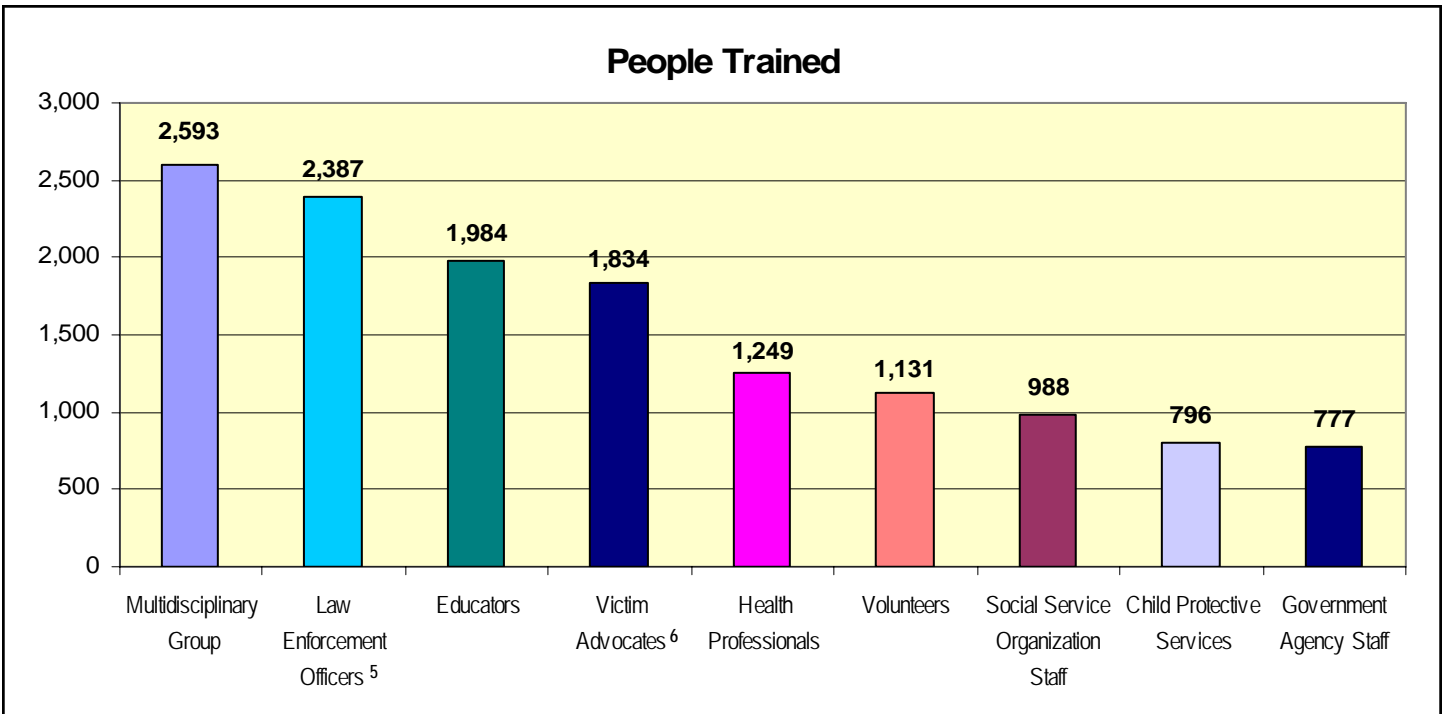
- ♦ Parent or other caretaker: **8,410** (89%)
- ♦ Other family member: **905** (10%)
- ♦ Other: **100** (1%)

**Training:** Rural Program grantees train professionals to improve the response to victims of domestic violence and/or dating violence and to increase offender accountability.

Total number of grantees using funds for training: **107** (68% of all grantees)

Total number of people trained: **19,452**

Number of training events: **985**



<sup>3.</sup> Percentages are based on children receiving services for whom this information was known.

<sup>4.</sup> Because children may have been abused by more than one offender, data reported may exceed the total number of children served. Percentages are based on the total number of known relationships.

<sup>5.</sup> Includes 2,230 non-tribal and 157 tribal law enforcement officers.

<sup>6.</sup> Includes 1,498 non-tribal and 336 tribal victim advocates.

### Topics on which professionals were most frequently trained

Training Topic	Number of grantees training on this topic	Training Topic	Number of grantees training on this topic
Domestic violence overview, dynamics, and services	93	Confidentiality	74
Advocate response	84	Child victimization overview, dynamics, and services	69
Safety planning for victims/survivors	82	Domestic violence statutes/codes	69
Protection orders (including full faith and credit)	75	Coordinated community response	68

**Staff:** Rural Program staff provide victim services, training, outreach, advocacy, counseling, and court services to increase victim and child safety and offender accountability.

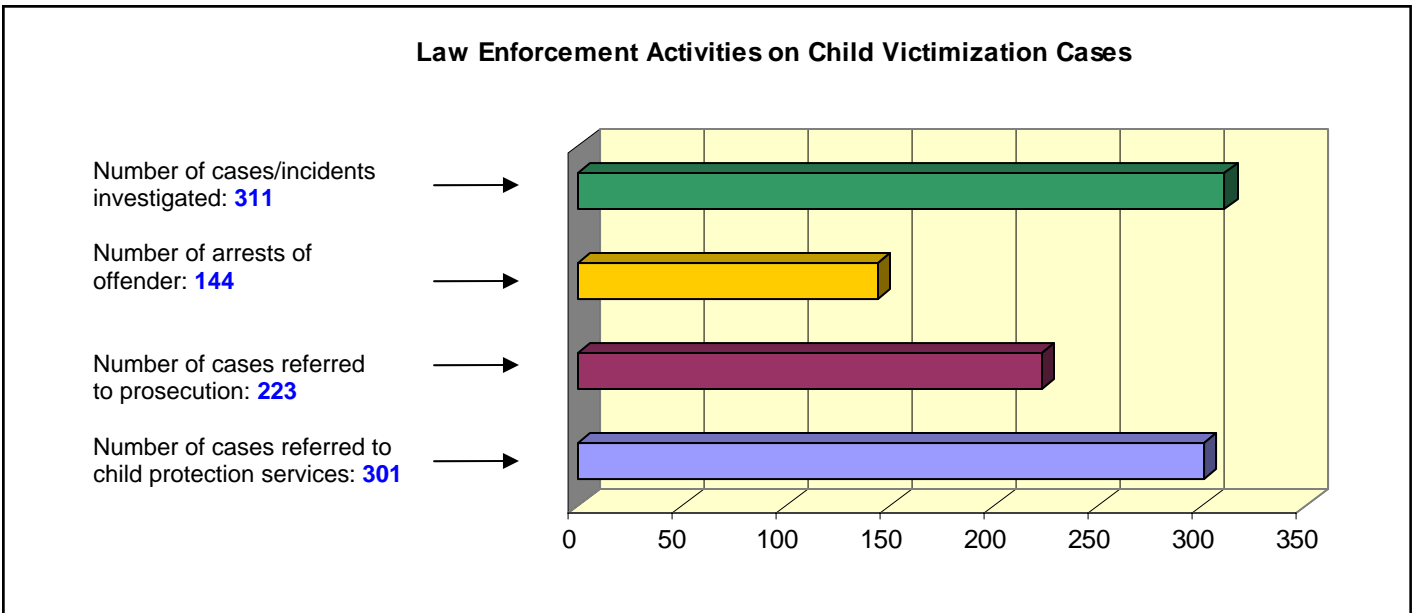
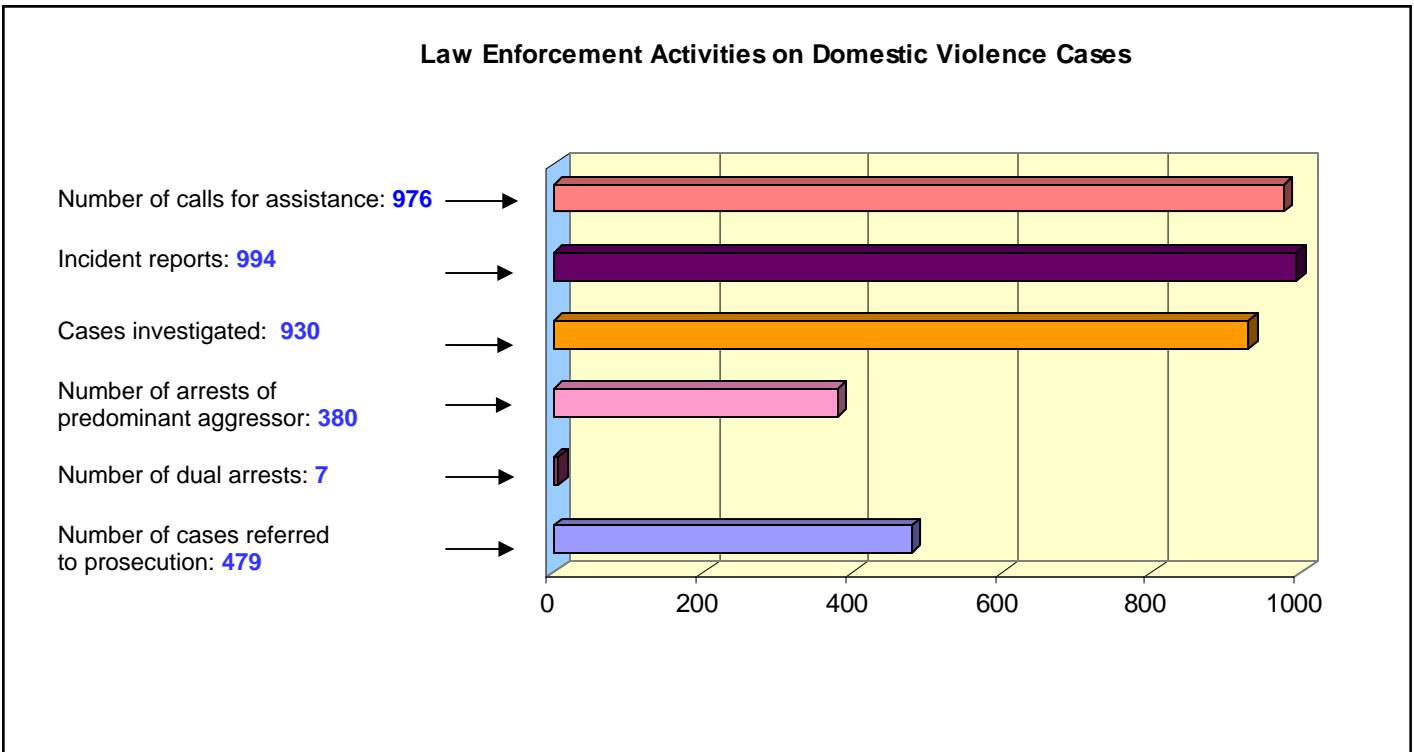
---

Total number of grantees using funds for staff: **153** (97% of all grantees)

<b>Total Number of full time equivalent staff funded</b>	<b>630</b>
Victim Advocates (28% of all staff funded)	176
Program Coordinators (12%)	78
Outreach Workers (10%)	66
Administrators (8%)	49
Support Staff (7%)	45
Trainers/Educators (7%)	41
Children's Advocates (4%)	28
Counselors (4%)	28
Legal Advocates (4%)	28
Law Enforcement Officers (3%)	20

## Law Enforcement

Number of grantees using funds for law enforcement: **19** (12% of all grantees)



## Prosecution

NOTE: The percentage of charges resulting in convictions reported here is not a conviction rate (which is based on persons convicted), but reflects the percentage of charges—not offenders—disposed of by a conviction.

Number of grantees using funds for prosecution: **9** (6% of all grantees)

Prosecution of Domestic Violence Charges	
<b>Total number of charges filed</b>	<b>2,495</b> <ul style="list-style-type: none"> <li>45% were misdemeanor domestic violence charges</li> <li>23% were felony domestic violence charges</li> <li>13% were domestic violence ordinance charges</li> </ul>
<b>Number of charges disposed of</b>	<b>1,152</b> <ul style="list-style-type: none"> <li>46% of all new and pending charges were disposed of</li> </ul>
<b>Charges resulting in convictions and deferred adjudications</b>	<b>898</b> <b>78%</b> of all charges disposed of resulted in convictions or deferred adjudications <ul style="list-style-type: none"> <li>92% of domestic violence ordinance charges resulted in a conviction or deferred adjudication: 59 charges out of 64 disposed of</li> <li>79% of felony domestic violence charges resulted in a conviction or deferred adjudication: 302 charges out of 384 disposed of</li> <li>77% of misdemeanor domestic violence charges resulted in conviction or deferred adjudication: 465 charges out of 601 disposed of</li> </ul>
Prosecution of Child Victimization Charges	
<b>Total number of charges filed</b>	<b>84</b> <ul style="list-style-type: none"> <li>51% were misdemeanor child abuse or neglect charges</li> <li>49% were felony child abuse or neglect charges</li> </ul>
<b>Number of charges disposed of</b>	<b>18</b> <ul style="list-style-type: none"> <li>21% of all new and pending charges were disposed of</li> </ul>
<b>Charges resulting in convictions and deferred adjudications</b>	<b>7</b> <b>39%</b> of all charges disposed of resulted in convictions or deferred adjudications <ul style="list-style-type: none"> <li>100% of felony child abuse or neglect charges resulted in a conviction or deferred adjudication: 3 charges out of 15 disposed of</li> <li>27% of misdemeanor child abuse and neglect charges resulted in a conviction or deferred adjudication: 4 charges out of 15 disposed of</li> </ul>

## Probation

Number of grantees using funds for probation: **8** (5% of all grantees)

Total number of cases: **1,021**

<b>Offender Monitoring</b>
<ul style="list-style-type: none"> <li>✦ <b>776</b> Offenders received <b>6,131</b> face-to-face contacts</li> <li>✦ <b>332</b> Offenders received <b>4,113</b> telephone monitoring contacts</li> <li>✦ <b>339</b> Offenders received <b>1,667</b> unscheduled surveillance contacts</li> </ul>
<p><b>In addition to offender monitoring, probation officers also contact victims as an additional strategy to increase victim safety.</b></p>
<ul style="list-style-type: none"> <li>✦ <b>685</b> Victims received <b>1,528</b> contacts</li> <li>✦ <b>9</b> Child victims received <b>11</b> contacts</li> </ul>

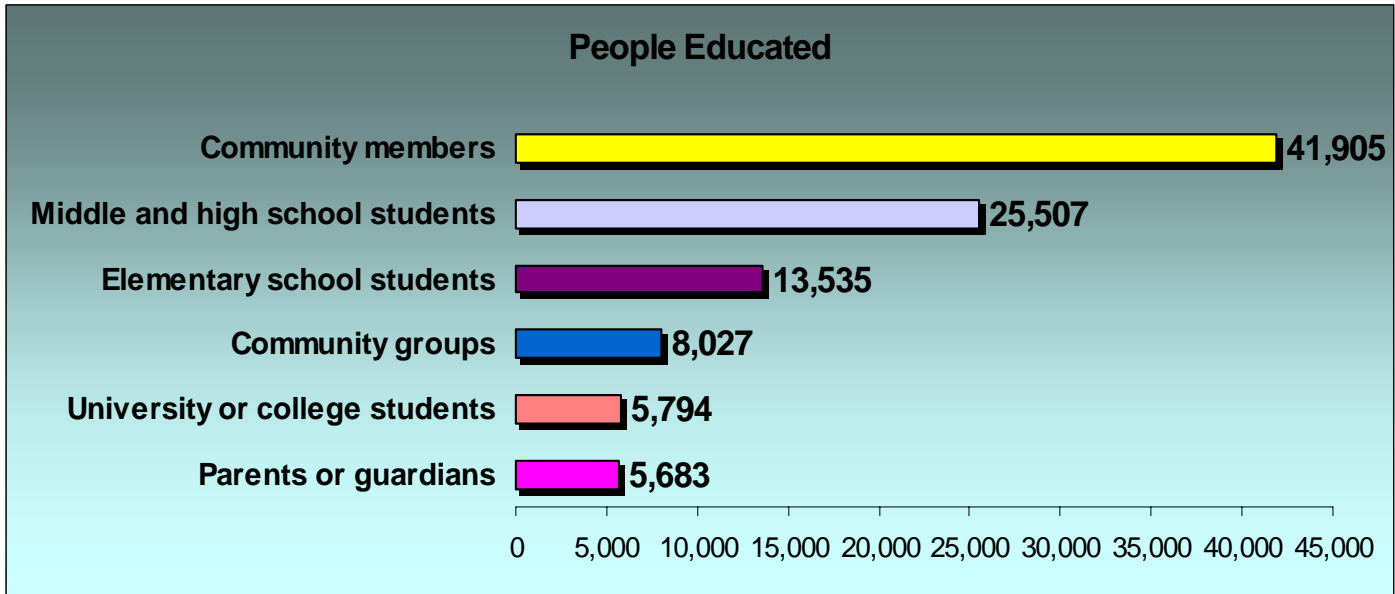
<b>Dispositions of Violations of Probation</b>	
<p>Probation officers monitor offenders to review progress and compliance with court orders. The data reported below reflects the consequences imposed for violations that were disposed of during the current report period.</p>	
<b>Violations of probation</b>	<b>Dispositions of violations</b>
Protection Orders (33)	30% (10) had partial or full revocation of probation 30% (10) had conditions added 27% (9) received verbal/written warning 12% (4) received fine
New Criminal Behavior (113)	48% (54) had partial or full revocation of probation 21% (24) received fine 20% (23) had conditions added 9% (10) received verbal/written warning
Failure to attend mandated offender treatment program (144)	44% (63) received verbal/written warning 26% (37) had partial or full revocation of probation 17% (24) had conditions added 14% (20) received fine
Other condition (162)	46% (74) received verbal/written warning 40% (65) had partial or full revocation of probation 13% (21) had conditions added 1% (2) received fine

**Community Education:** Rural Program staff provide general information to the community to increase awareness of domestic violence and/or child victimization.

Number of grantees using funds for community education: **120** (76% of all grantees)

Total number of people educated: **117,248**

Number of education events: **2,994**



### Topics on which the community was most frequently educated

Education Topic	Number of grantees educating on this topic	Education Topic	Number of grantees educating on this topic
Domestic violence overview, dynamics, and services	110	Healthy relationships/domestic violence prevention (6-12th grade)	66
Dating violence overview, dynamics, and services	88	Child victimization overview, dynamics, and services	65
Domestic violence prevention program	84	Healthy relationships/domestic violence prevention (community)	65
Safety Planning	78	Issues specific to victims/survivors who are homeless or living in poverty	62