

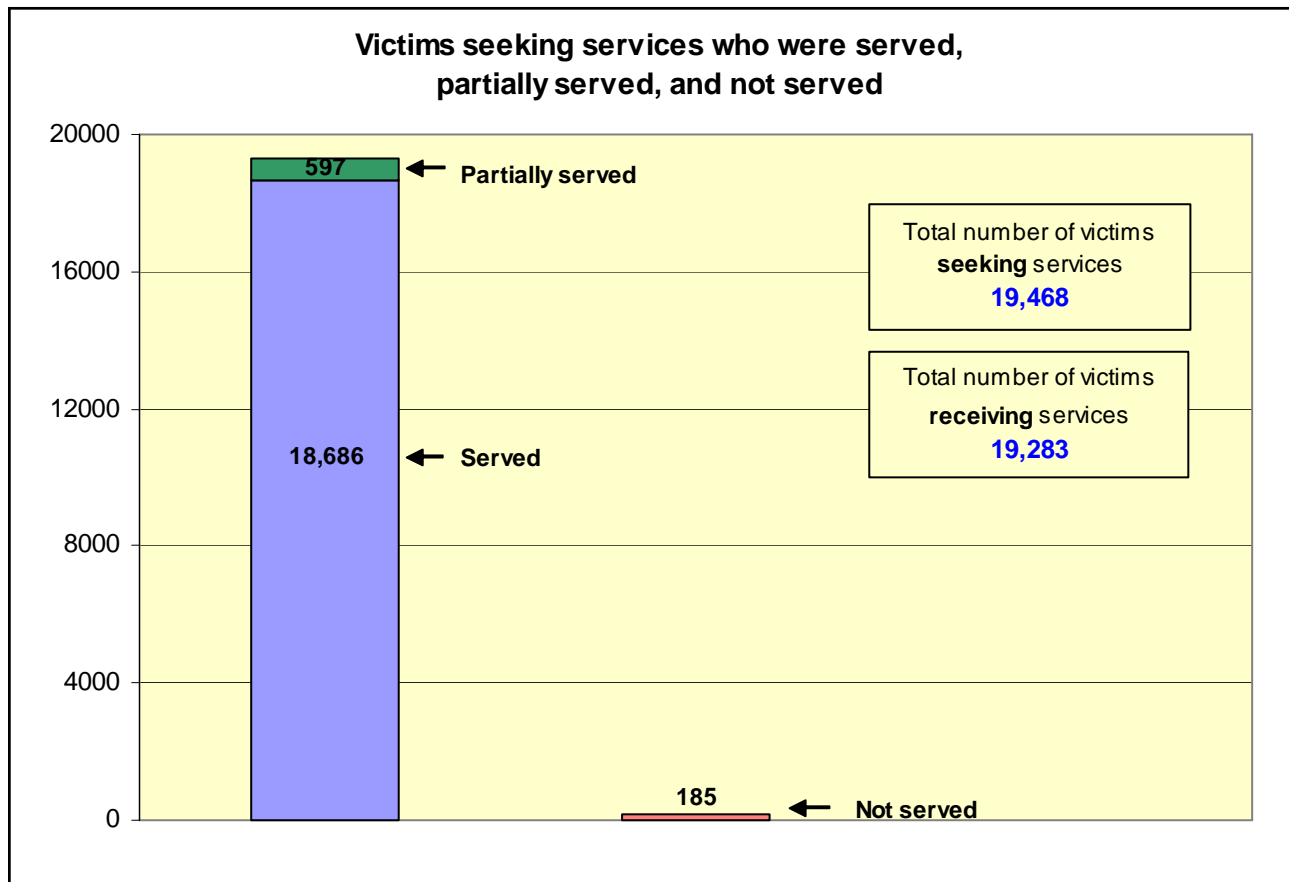
**Office on Violence Against Women
Discretionary Grants
Rural Domestic Violence and Child Victimization Enforcement Grants
Report Period: July 1– December 31, 2007**

The purpose of the Rural Domestic Violence and Child Victimization Enforcement Grant Program (Rural Program) is to enhance the safety of victims of domestic violence, dating violence, and child victimization by supporting projects uniquely designed to address and prevent these crimes in rural jurisdictions. This program challenges community-based organizations and leaders to collaborate, communicate, identify issues, and share ideas that will result in responses that will ensure victim safety and offender accountability.

Total number of grantees reporting	156
------------------------------------	-----

Victim Services: Rural Program grantees provided services to more than **19,000** victims of domestic violence and over **9,000** child victims to help them become and remain safe from violence.

Total number of grantees using funds for victim services: **122** (78% of all grantees)



Victim services and demographics: Rural Program grantees provided an array of services to victims of domestic violence, dating violence, and child victimization. These services included victim and child advocacy (actions designed to help the victim/survivor obtain needed resources or services), crisis intervention, and support group/counseling. Safety planning, referrals, and information are provided to victims as needed.

Number of victims receiving the following services:

- Victim/survivor advocacy: **12,584** (65% of those receiving services)
- Hotline calls: **11,767** (61%)
- Crisis intervention: **9,893** (51%)
- Support group/counseling services: **6,732** (35%)
- Civil legal advocacy: **6,691** (35%)
- Criminal justice advocacy: **5,098** (26%)
- Victim-witness notification **3,160** (16%)

Demographic data:

Gender¹

- ♦ Female: **17,459** (94%)
- ♦ Male: **1,130** (6%)

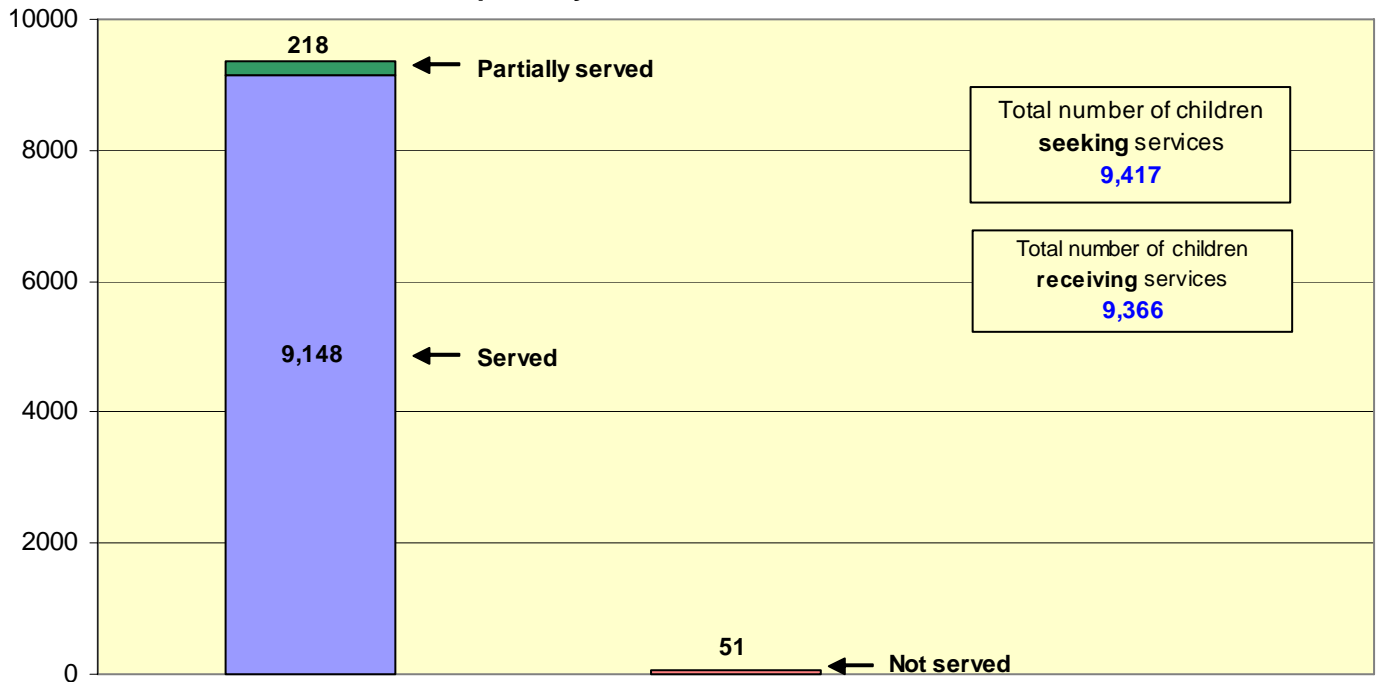
Other demographics²

- ♦ Rural: **14,961** (78% of those receiving services)
- ♦ Limited English: **1,880** (10%)
- ♦ Disabilities: **1,420** (7%)
- ♦ Immigrants: **948** (5%)

Relationship to offender³

- ♦ Current or former spouse or intimate partner: **14,325** (82%)
- ♦ Dating: **1,474** (8%)
- ♦ Other family member: **969** (6%)
- ♦ Parent or other caretaker **660** (4%)
- ♦ Other: **79** (<1%)

Children seeking services who were served, partially served, and not served



¹. Percentages are based on victims receiving services for whom this information was known.

². Because victims may be represented in more than one of these categories, or not at all, the total for this category may be higher or lower than the total number of victims served.

³. Victims may have been abused by more than one offender, so the total may be higher than the total number of victims reported as served. Percentages are based on the total number of known relationships.

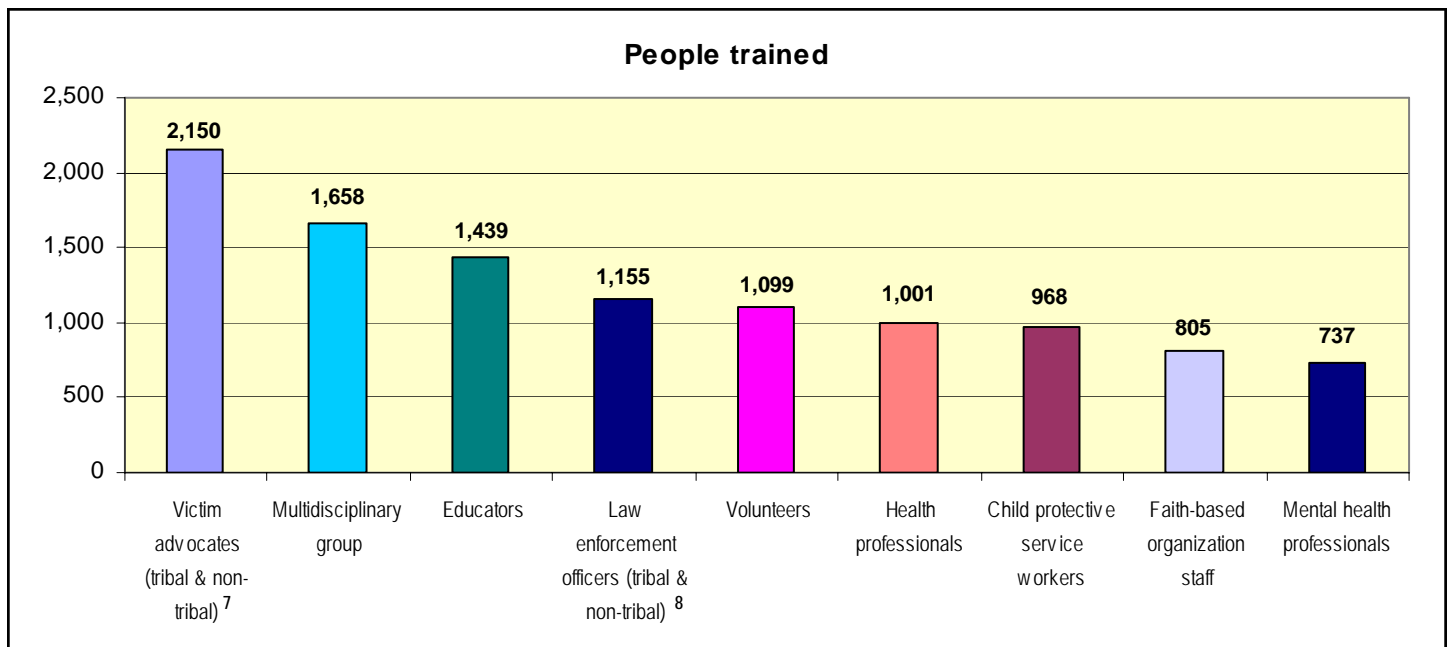
<p>Number of children receiving the following services:</p> <p>Victim advocacy: 4,020 (43% of those receiving services)</p> <p>Child advocacy: 3,543 (38%)</p> <p>Hotline calls: 3,371 (36%)</p> <p>Crisis intervention: 2,887 (31%)</p> <p>Support group/counseling: 2,856 (30%)</p> <p>Civil legal advocacy: 917 (10%)</p> <p>Referrals:</p> <ul style="list-style-type: none"> ♦ Children referred to Child Protective Services: 925 ♦ Referrals received from Child Protective Services: 1,414 	<p>Demographic data:</p> <p>Gender⁴</p> <ul style="list-style-type: none"> ♦ Female: 4,671 (55%) ♦ Male: 3,823 (45%) <p>Other demographics⁵</p> <ul style="list-style-type: none"> ♦ Rural: 7,384 (79% of those receiving services) ♦ Limited English: 399 (4%) ♦ Immigrants: 369 (4%) ♦ Disabilities: 213 (2%) <p>Relationship to offender⁶</p> <ul style="list-style-type: none"> ♦ Parent or other caretaker: 7,266 (89%) ♦ Other family member: 846 (10%) ♦ Other: 19 (<1%)
--	---

Training: Rural Program grantees train professionals to improve the response to victims of domestic violence and/or dating violence and to increase offender accountability.

Total number of grantees using funds for training: **108** (69% of all grantees)

Total number of people trained: **14,417**

Number of training events: **920**



⁴. Percentages are based on children receiving services for whom this information was known.

⁵. Because children may be represented in more than one of these categories, or not at all, the total for this category may be higher or lower than the total number of children served.

⁶ Children may have been abused by more than one offender, so the total may be higher than the total number of children reported as served. Percentages are based on the total number of known relationships.

⁷ Includes 2,010 non-tribal and 140 tribal victim advocates.

⁸ Includes 929 non-tribal and 226 tribal law enforcement officers.

Topics on which professionals were most frequently trained

Training topic	Number of grantees training on this topic	Training topic	Number of grantees training on this topic
Domestic violence overview, dynamics, and services	91	Dating violence overview, dynamics and services	71
Safety planning for victims/survivors	78	Child victimization overview, dynamics and services	67
Advocate response	77	Coordinated community response	63
Confidentiality	76	Sexual assault overview, dynamics, and services	60

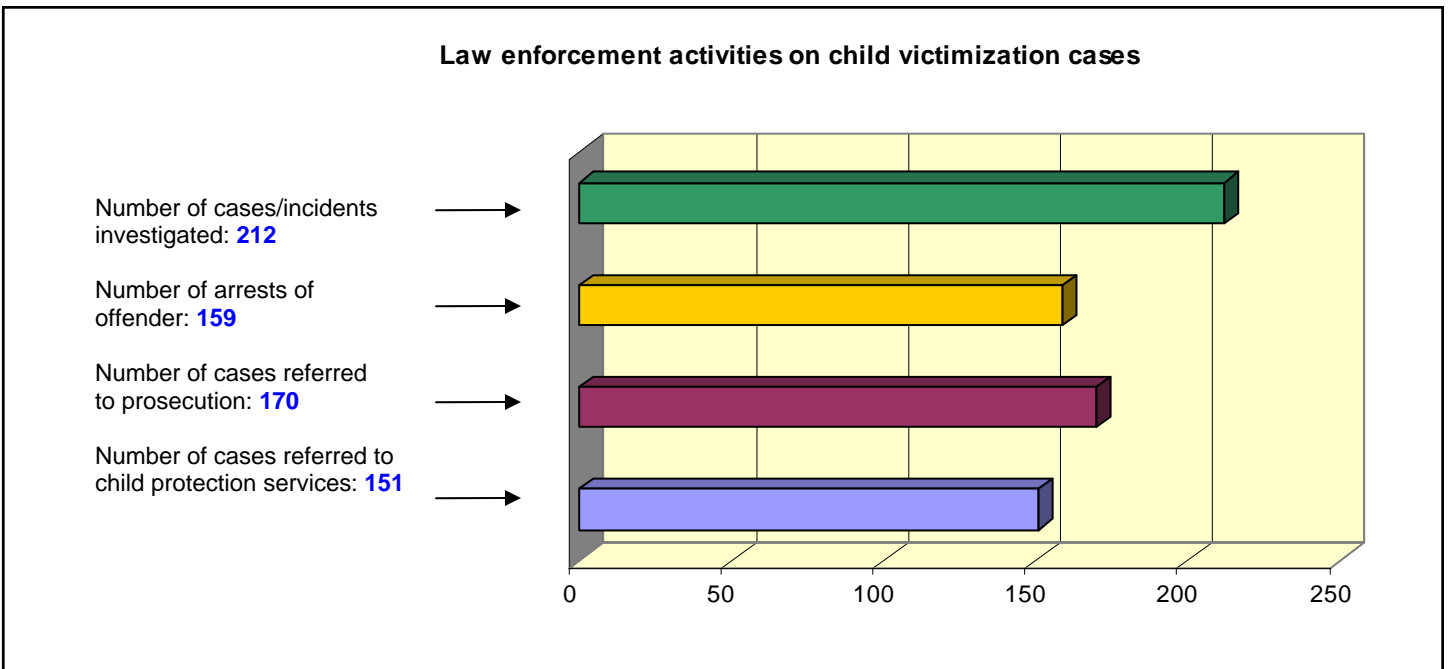
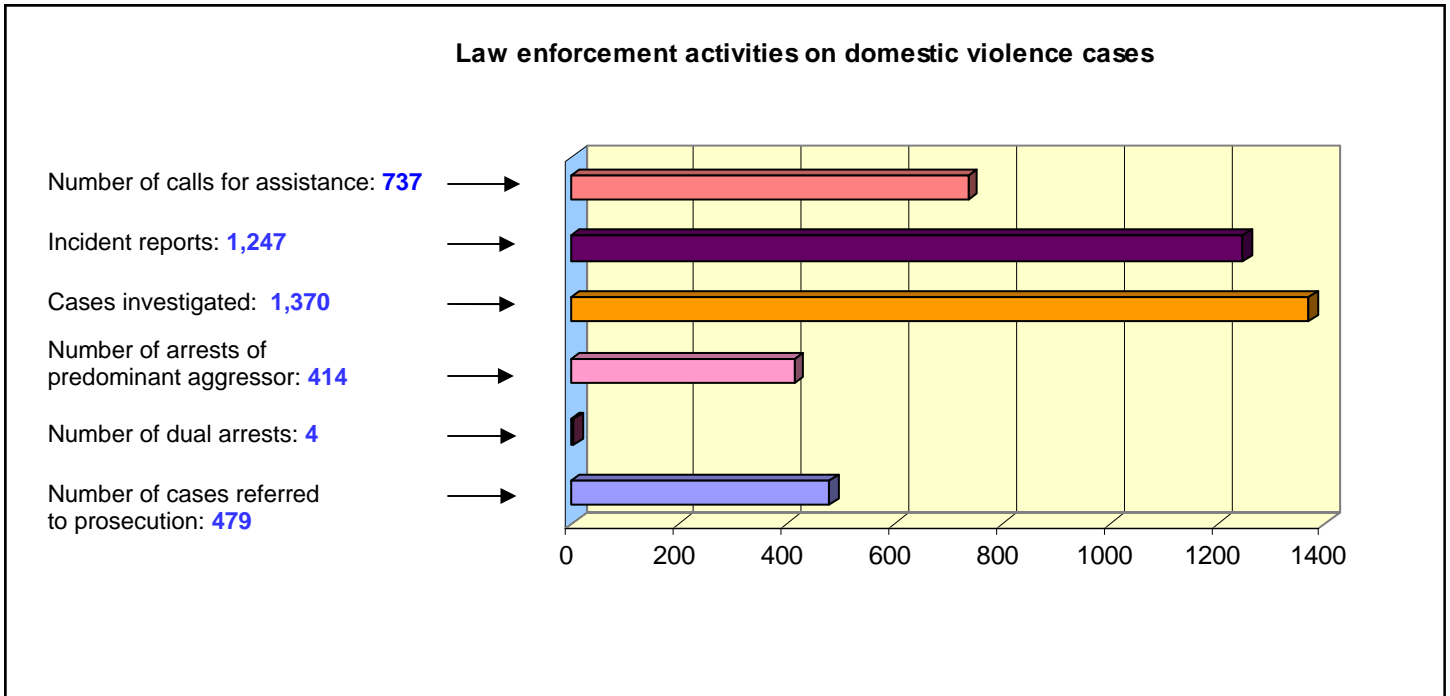
Staff: Rural Program staff provide victim services, training, outreach, advocacy, counseling, and court services to increase victim and child safety and offender accountability.

Total number of grantees using funds for staff: **147** (94% of all grantees)

Total number of full time equivalent staff funded	561
Victim advocates (34% of all staff funded)	189
Program coordinators (14%)	77
Administrators (8%)	46
Support staff (7%)	42
Trainers/educators (7%)	42
Outreach workers (7%)	38
Children's advocates (5%)	29
Legal advocates (4%)	23
Counselors (3%)	16
Law enforcement officers (3%)	15

Law Enforcement

Number of grantees using funds for law enforcement: **16** (10% of all grantees)



Prosecution

NOTE: The percentage of charges resulting in convictions reported here is not a conviction rate (which is based on persons convicted), but reflects the percentage of charges—not offenders—disposed of by a conviction.

Number of grantees using funds for prosecution: **8** (5% of all grantees)

Prosecution of domestic violence charges	
Total number of charges filed	4,728 <ul style="list-style-type: none">• 75% were misdemeanor domestic violence charges• 10% were felony domestic violence charges
Number of charges disposed of	1,453 <ul style="list-style-type: none">• 31% of all new and pending charges were disposed of
Charges resulting in convictions and deferred adjudications	1,080 74% of all charges disposed of resulted in convictions or deferred adjudications <ul style="list-style-type: none">• 93% of felony domestic violence charges resulted in a conviction or deferred adjudication: 162 charges out of 175 disposed of• 70% of misdemeanor domestic violence charges resulted in conviction or deferred adjudication: 703 charges out of 1,009 disposed of
Prosecution of Child Victimization Charges	
Total number of charges filed	106 <ul style="list-style-type: none">• 89% were misdemeanor child abuse or neglect charges• 11% were felony child abuse or neglect charges
Number of charges disposed of	34 <ul style="list-style-type: none">• 32% of all new and pending charges were disposed of
Charges resulting in convictions and deferred adjudications	25 74% of all charges disposed of resulted in convictions or deferred adjudications <ul style="list-style-type: none">• 80% of felony child abuse or neglect charges resulted in conviction or deferred adjudication: 8 charges out of 10 disposed of• 71% of misdemeanor child abuse or neglect charges resulted in conviction or deferred adjudication: 17 charges out of 24 disposed of

Probation

Number of grantees using funds for probation: **3** (2% of all grantees)

Total number of cases: **200**

Offender monitoring

- ◆ **193** offenders received **1,812** face-to-face contacts
- ◆ **188** offenders received **583** telephone monitoring contacts
- ◆ **187** offenders received **236** unscheduled surveillance contacts

In addition to offender monitoring, probation officers also contact victims as an additional strategy to increase victim safety.

- ◆ **138** victims received **283** contacts

Disposition of violations of probation

Probation officers monitor offenders to review progress and compliance with court orders. The data reported below reflects the consequences imposed for violations that were disposed of during the current report period.

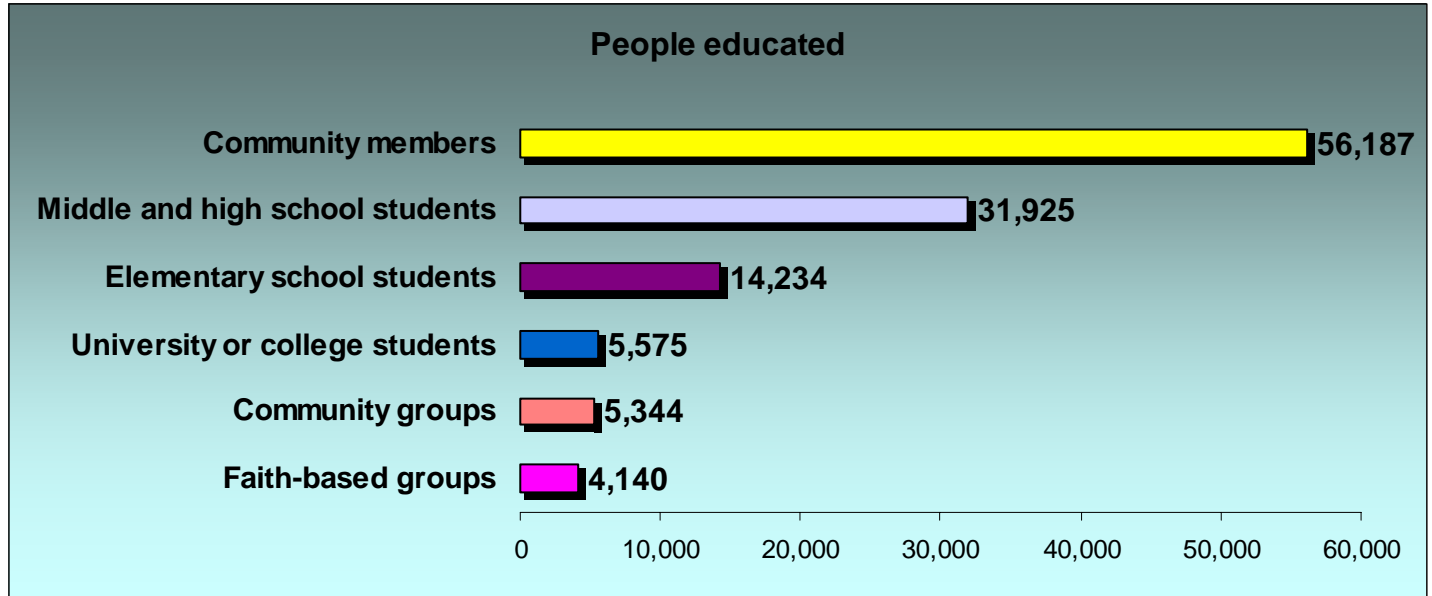
Violation of probation	Disposition of violations
Protection orders (1)	100% (1) had conditions added
New criminal behavior (4)	75% (3) had conditions added 25% (1) had partial or full revocation of probation
Failure to attend mandated offender treatment program (1)	100% (1) had partial or full revocation of probation
Other condition (4)	75% (3) had conditions added 25% (1) had partial or full revocation of probation

Community Education: Rural Program staff provide general information to the community to increase awareness of domestic violence and/or child victimization.

Number of grantees using funds for community education: **115** (74% of all grantees)

Total number of people educated: **128,318**

Number of education events: **2,787**



Topics on which the community was most frequently educated

Education topic	Number of grantees educating on this topic	Education topic	Number of grantees educating on this topic
Domestic violence overview, dynamics, and services	99	Healthy relationships/Domestic violence prevention (6-12thgrade)	69
Dating violence overview, dynamics, and services	86	Issues specific to rural victims/survivors who are American Indian or Alaska native	55
Domestic violence prevention program	82	Child victimization overview, dynamics, and services	54
Safety Planning	75	Issues specific to rural victims/survivors who have substance abuse problems	51
Healthy relationships/domestic violence prevention (community)	69	Issues specific to rural victims/survivors who are homeless or living in poverty	48