

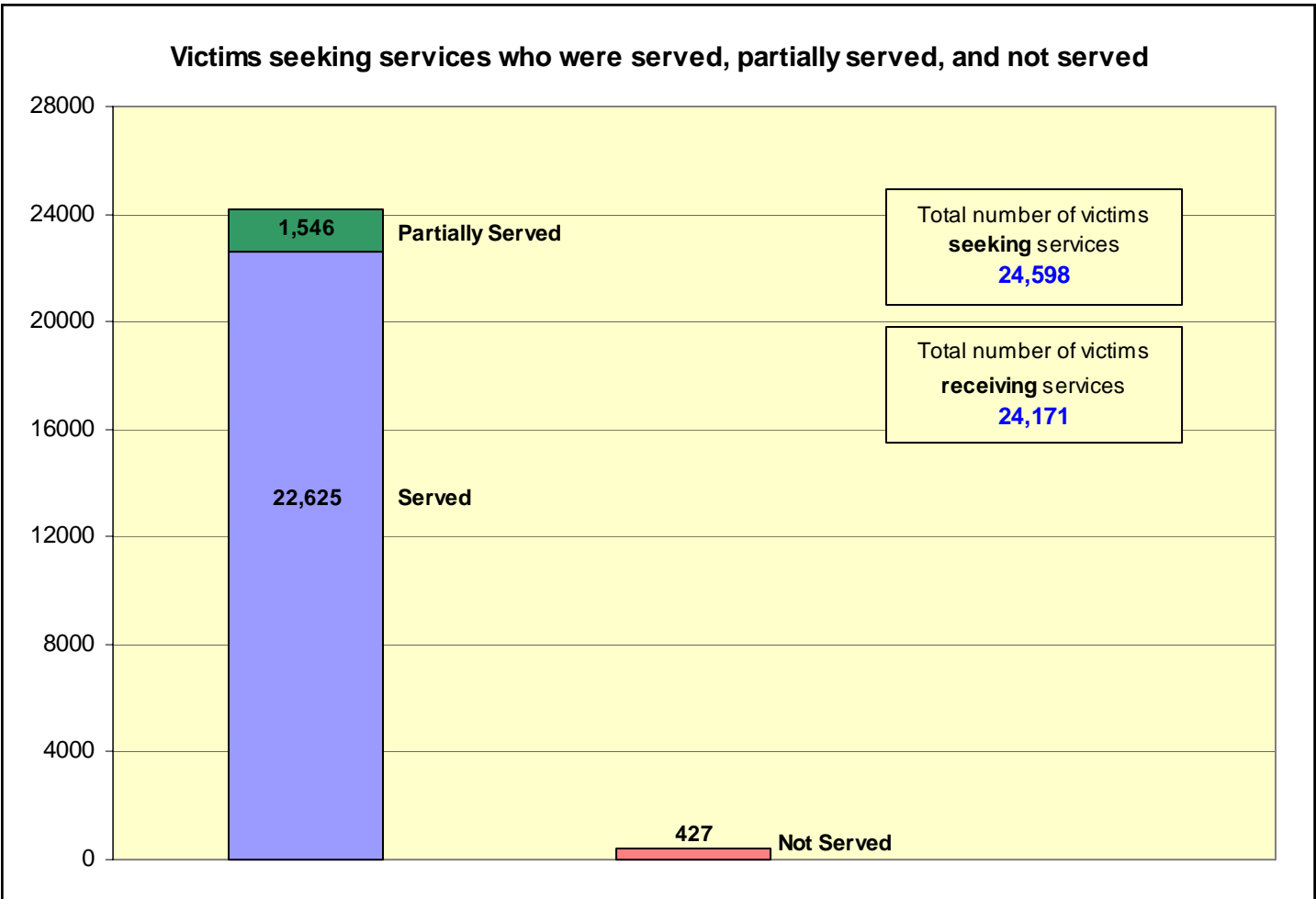
**Office on Violence Against Women
Discretionary Grants
Rural Domestic Violence and Child Victimization Enforcement Grants
Report Period: January 1-June 30, 2006**

The purpose of the Rural Domestic Violence and Child Victimization Enforcement Grant Program (Rural Program) is to enhance the safety of victims of domestic violence, dating violence, and child victimization by supporting projects uniquely designed to address and prevent these crimes in rural jurisdictions. This program challenges community-based organizations and leaders to collaborate, communicate, identify issues, and share ideas that will result in responses that will ensure victim safety and offender accountability.

Total number of grantees reporting	122
------------------------------------	-----

Victim Services: Rural Program grantees provided services to more than **24,000** victims of domestic violence and nearly **9,000** child victims to help them become and remain safe from violence.

Total number of grantees using funds for victim services: **107** (88% of all grantees)



Victim Services and Demographics: Rural Program grantees provided an array of services to victims of domestic violence, dating violence, and child victimization. These services included victim and child advocacy (actions designed to help the victim/survivor obtain needed resources or services), crisis intervention, and support group/counseling. Safety planning, referrals, and information are provided to victims as needed.

Number of victims receiving the following services:

- Hotline calls: **13,106** (54% of those receiving services)
- Victim advocacy: **12,447** (51%)
- Crisis Intervention: **9,895** (41%)
- Support group/counseling: **8,607** (36%)
- Civil legal advocacy: **6,697** (28%)
- Criminal justice advocacy: **5,261** (22%)
- Victim-witness notification: **3,379** (14%)

Demographic data:

Gender¹

- ♦ Female: **18,068** (92%)
- ♦ Male: **1,543** (8%)

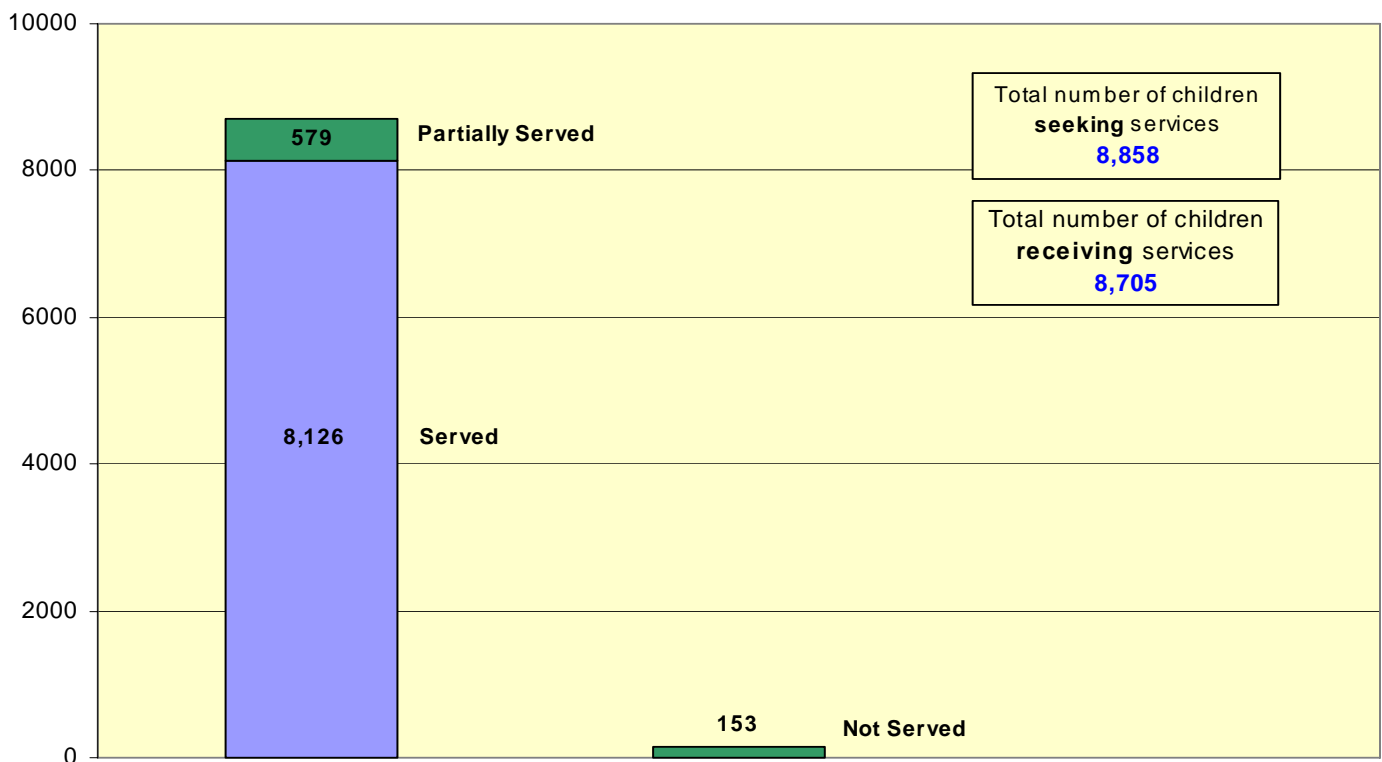
Other Demographics

- ♦ Rural: **17,002** (70% of those receiving services)
- ♦ Limited English: **1,614** (7%)
- ♦ Immigrants: **1,337** (6%)
- ♦ Disabilities: **1,216** (5%)

Relationship to Offender²

- ♦ Current or former spouse or intimate partner: **15,618** (82%)
- ♦ Dating: **1,583** (8%)
- ♦ Other family member: **1,071** (6%)
- ♦ Parent or other caretaker: **722** (4%)
- ♦ Other: **157** (1%)

Children seeking services who were served, partially served, and not served



¹ Percentages are based on victims receiving services for whom this information was known.

² Because victims may have been abused by more than one offender, data reported may exceed the total number of victims served. Percentages are based on the total number of known relationships.

Number of children receiving the following services:

Crisis intervention: **3,777** (43% of those receiving services)

Support group/counseling: **3,004** (35%)

Victim advocacy: **2,649** (30%)

Child advocacy: **2,135** (25%)

Hotline calls: **1,623** (19%)

Civil legal advocacy: **1,240** (14%)

Referrals:

- ♦ Children referred to Child Protective Services: **914**
- ♦ Referrals received from Child Protective Services: **742**

Demographic data:

Gender³

- ♦ Female: **4,570** (58%)
- ♦ Male: **3,249** (42%)

Other Demographics

- ♦ Rural: **6,578** (76% of those receiving services)
- ♦ Disabilities: **180** (2%)
- ♦ Limited English: **155** (2%)
- ♦ Immigrants: **47** (<1%)

Relationship to Offender⁴

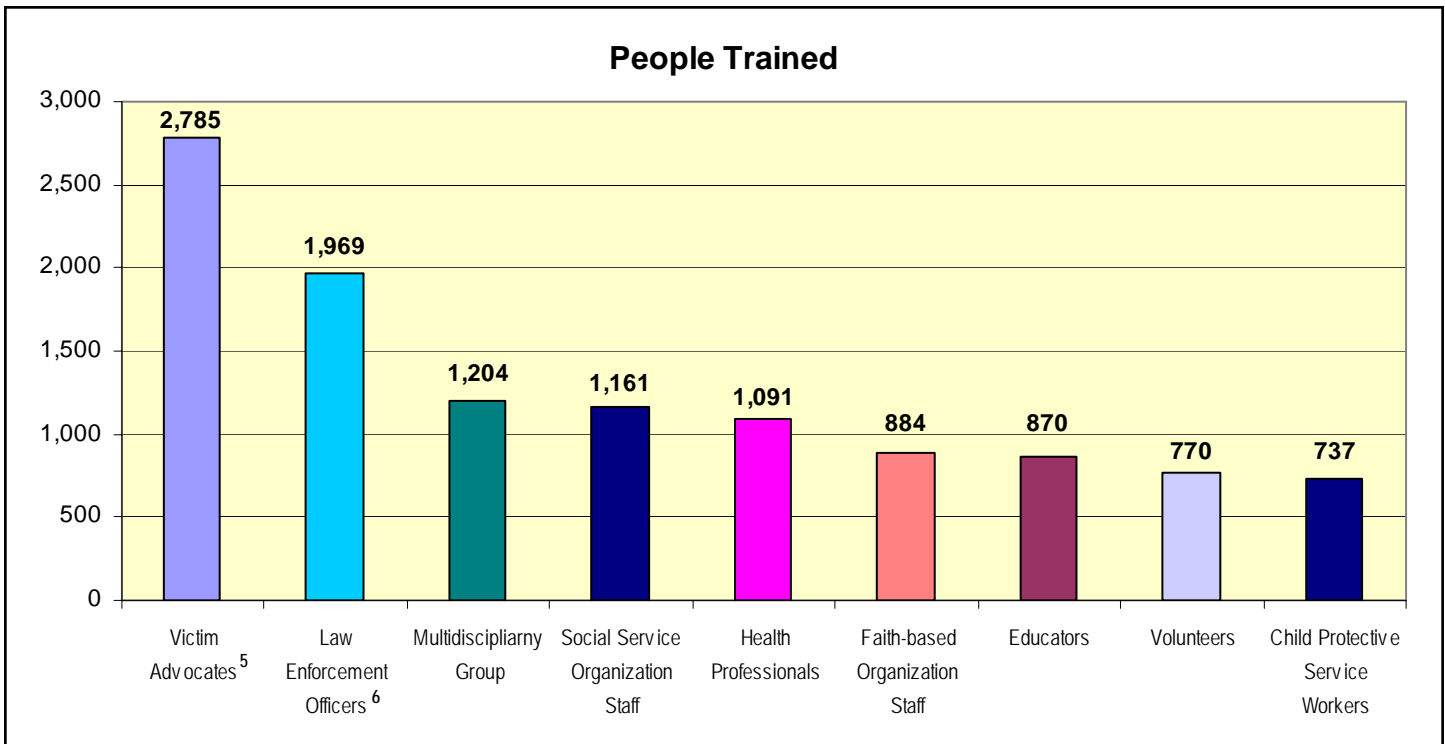
- ♦ Parent or other caretaker: **7,338** (93%)
- ♦ Other family member: **565** (7%)
- ♦ Other: **26** (<1%)

Training: Rural Program grantees train professionals to improve the response to victims of domestic violence and/or dating violence and to increase offender accountability.

Total number of grantees using funds for training: **96** (79% of all grantees)

Total number of people trained: **16,604**

Number of training events: **929**



^{3.} Percentages are based on children receiving services for whom this information was known.

^{4.} Because children may have been abused by more than one offender, data reported may exceed the total number of children served. Percentages are based on the total number of known relationships.

^{5.} Includes 2,397 non-tribal and 388 tribal victim advocates.

^{6.} Includes 1,709 non-tribal and 260 tribal law enforcement officers.

Topics on which professionals were most frequently trained

Training Topic	Number of grantees training on this topic	Training Topic	Number of grantees training on this topic
Domestic violence overview, dynamics, and services	82	Protection orders (including full faith and credit)	63
Advocate response	78	Child victimization overview, dynamics, and services	62
Safety planning for victims/survivors	75	Coordinated community response	60
Confidentiality	64	Law enforcement response	59

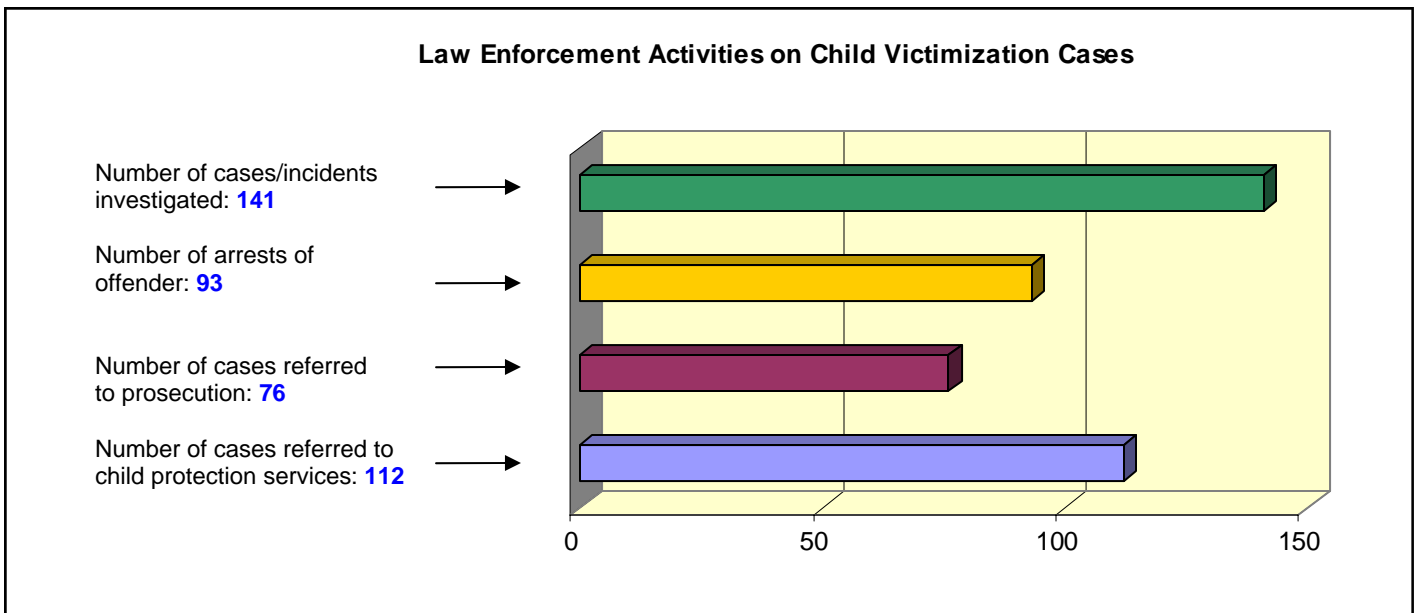
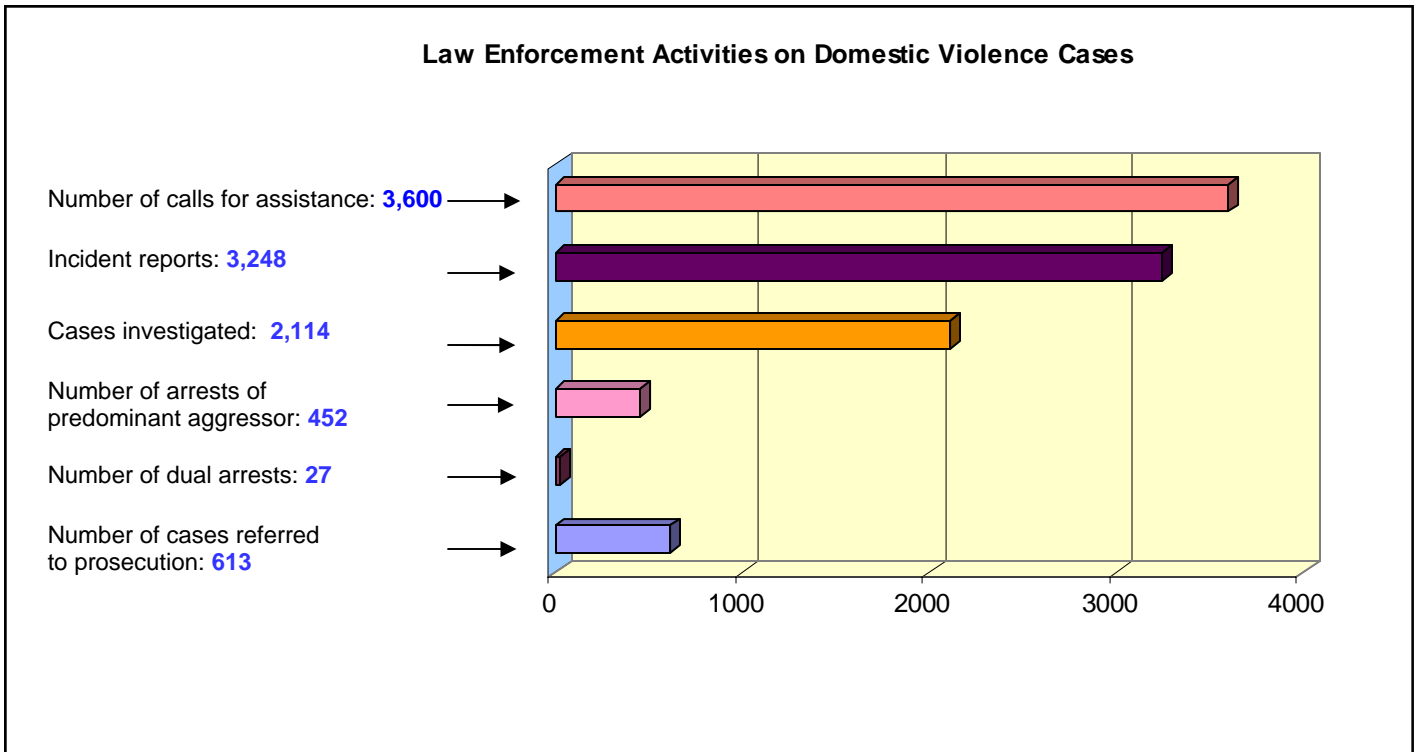
Staff: Rural Program staff provide victim services, training, outreach, advocacy, counseling, and court services to increase victim and child safety and offender accountability.

Total number of grantees using funds for staff: **119** (98% of all grantees)

Total Number of full time equivalent staff funded	486
Victim Advocates (31% of all staff funded)	150
Program Coordinators (13%)	61
Administrators (9%)	42
Support Staff (7%)	33
Trainers/Educators (7%)	33
Outreach Workers (7%)	32
Children's Advocates (6%)	28
Legal Advocates (5%)	24
Law Enforcement Officers (5%)	22
Counselors (4%)	18

Law Enforcement

Number of grantees using funds for law enforcement: **19** (16% of all grantees)



Prosecution

NOTE: The percentage of charges resulting in convictions reported here is not a conviction rate (which is based on persons convicted), but reflects the percentage of charges—not offenders—disposed of by a conviction.

Number of grantees using funds for prosecution: **4** (3% of all grantees)

Prosecution of Domestic Violence Charges	
Total number of charges filed	1,869 <ul style="list-style-type: none"> 63% were misdemeanor domestic violence charges 16% were felony domestic violence charges <1% were domestic violence ordinance charges
Number of charges disposed of	828 <ul style="list-style-type: none"> 44% of all new and pending charges were disposed of
Charges resulting in convictions and deferred adjudications	387 <p>47% of all charges disposed of resulted in convictions or deferred adjudications</p> <ul style="list-style-type: none"> 43% of misdemeanor domestic violence charges resulted in conviction or deferred adjudication: 251 charges out of 581 disposed of 34% of felony domestic violence charges resulted in a conviction or deferred adjudication: 47 charges out of 137 disposed of
Prosecution of Child Victimization Charges	
Total number of charges filed	278 <ul style="list-style-type: none"> 100% were felony child abuse or neglect charges
Number of charges disposed of	20 <ul style="list-style-type: none"> 7% of all new and pending charges were disposed of
Charges resulting in convictions and deferred adjudications	3 <p>15% of all charges disposed of resulted in convictions or deferred adjudications</p> <ul style="list-style-type: none"> 15% of felony child abuse or neglect charges resulted in conviction or deferred adjudication: 3 charges out of 20 disposed

Probation

Number of grantees using funds for probation: **5** (4% of all grantees)

Total number of cases: **396**

Offender Monitoring
<ul style="list-style-type: none"> ✦ 512 Offenders received 2,306 face-to-face contacts ✦ 312 Offenders received 650 telephone monitoring contacts ✦ 260 Offenders received 1,018 unscheduled surveillance contacts
<p>In addition to offender monitoring, probation officers also contact victims as an additional strategy to increase victim safety.</p>
<ul style="list-style-type: none"> ✦ 241 Victims received 555 contacts ✦ 1 Child victims received 4 contacts

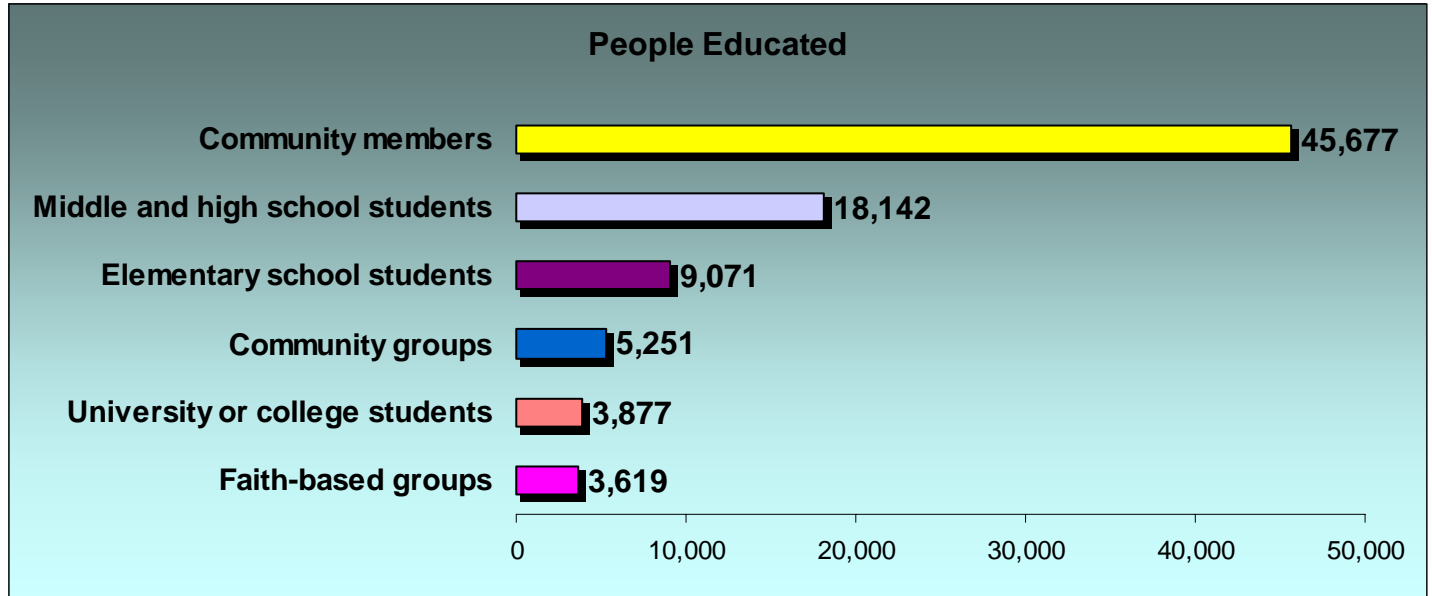
Dispositions of Violations of Probation	
<p>Probation officers monitor offenders to review progress and compliance with court orders. The data reported below reflects the consequences imposed for violations that were disposed of during the current report period.</p>	
Violations of probation	Dispositions of violations
Protection Orders (12)	67% (8) had partial or full revocation of probation 25% (3) received verbal/written warning
New Criminal Behavior (7)	86% (6) had partial or full revocation of probation 14% (1) had conditions added
Failure to attend mandated offender treatment program (51)	53% (27) had partial or full revocation of probation 16% (8) had conditions added 16% (8) received fine 12% (6) received verbal/written warning
Failure to attend mandated parenting program (244)	44% (108) had partial or full revocation of probation 22% (54) had conditions added 22% (54) received fine 11% (27) received verbal/written warning
Other condition (178)	47% (83) had partial or full revocation of probation 16% (28) had conditions added 15% (26) received verbal/written warning 12% (21) no action taken 11% (20) received fine

Community Education: Rural Program staff provide general information to the community to increase awareness of domestic violence and/or child victimization.

Number of grantees using funds for community education: **98** (80% of all grantees)

Total number of people educated: **95,396**

Number of education events: **2,554**



Topics on which the community was most frequently educated

Education Topic	Number of grantees educating on this topic	Education Topic	Number of grantees educating on this topic
Domestic violence overview, dynamics, and services	88	Child victimization overview, dynamics, and services	62
Domestic violence prevention program	76	Healthy relationships/domestic violence prevention (6-12th grade)	60
Dating violence overview, dynamics, and services	73	Healthy relationships/domestic violence prevention (community)	53
Safety Planning	67	Issues specific to victims/survivors who are homeless or living in poverty	47