

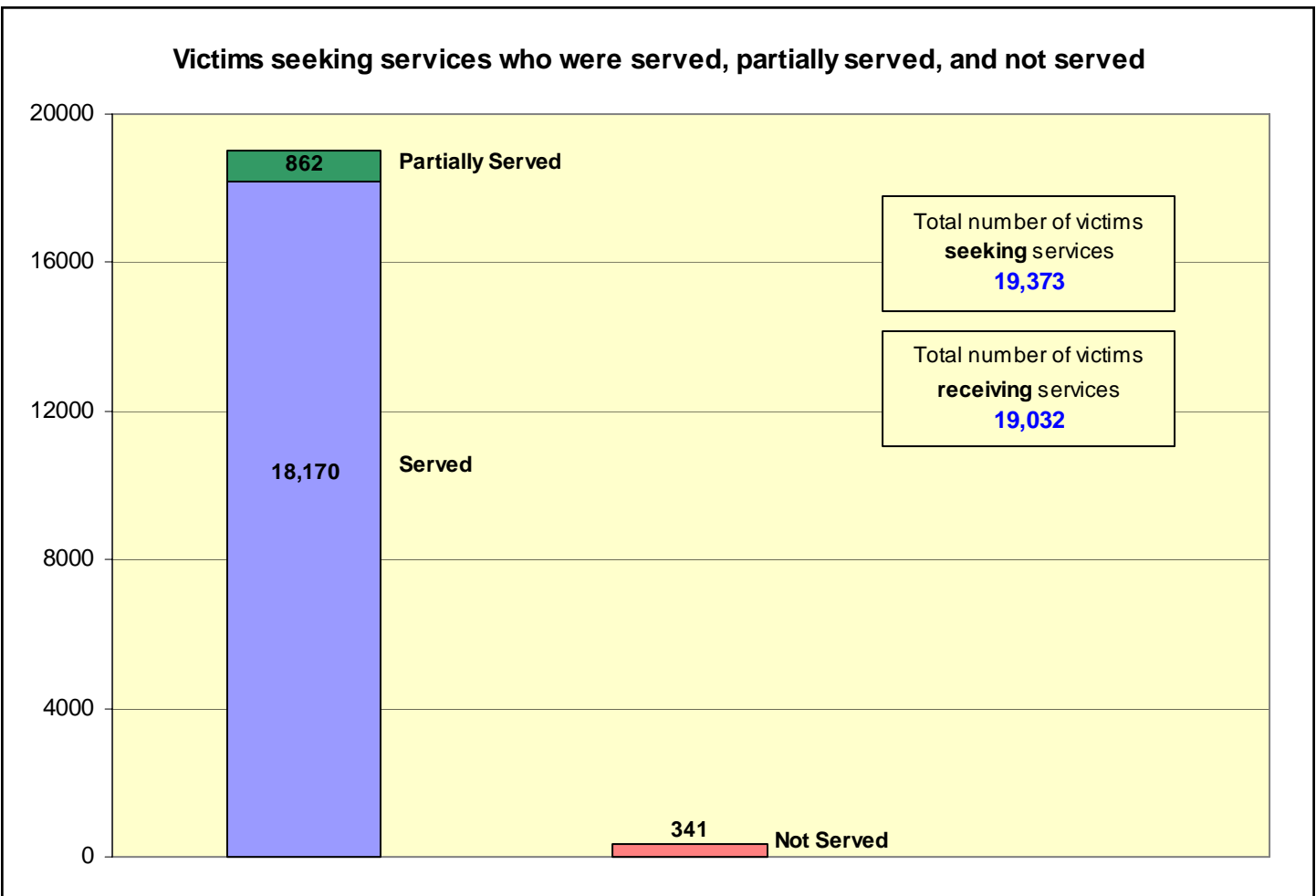
**Office on Violence Against Women  
Discretionary Grants  
Rural Domestic Violence and Child Victimization Enforcement Grants  
Report Period: January 1-June 30, 2007**

The purpose of the Rural Domestic Violence and Child Victimization Enforcement Grant Program (Rural Program) is to enhance the safety of victims of domestic violence, dating violence, and child victimization by supporting projects uniquely designed to address and prevent these crimes in rural jurisdictions. This program challenges community-based organizations and leaders to collaborate, communicate, identify issues, and share ideas that will result in responses that will ensure victim safety and offender accountability.

Total number of grantees reporting	122
------------------------------------	-----

**Victim Services:** Rural Program grantees provided services to more than **19,000** victims of domestic violence and over **9,000** child victims to help them become and remain safe from violence.

Total number of grantees using funds for victim services: **105** (86% of all grantees)



**Victim Services and Demographics:** Rural Program grantees provided an array of services to victims of domestic violence, dating violence, and child victimization. These services included victim and child advocacy (actions designed to help the victim/survivor obtain needed resources or services), crisis intervention, and support group/counseling. Safety planning, referrals, and information are provided to victims as needed.

**Number of victims receiving the following services:**

- Victim advocacy: **12,227** (64% of those receiving services)
- Hotline calls: **10,475** (55%)
- Crisis Intervention: **9,436** (50%)
- Civil legal advocacy: **7,672** (40%)
- Support group/counseling: **7,457** (39%)
- Criminal justice advocacy: **4,874** (26%)
- Victim-witness notification: **3,543** (19%)

**Demographic data:**

**Gender<sup>1</sup>**

- Female: **17,303** (92%)
- Male: **1,575** (8%)

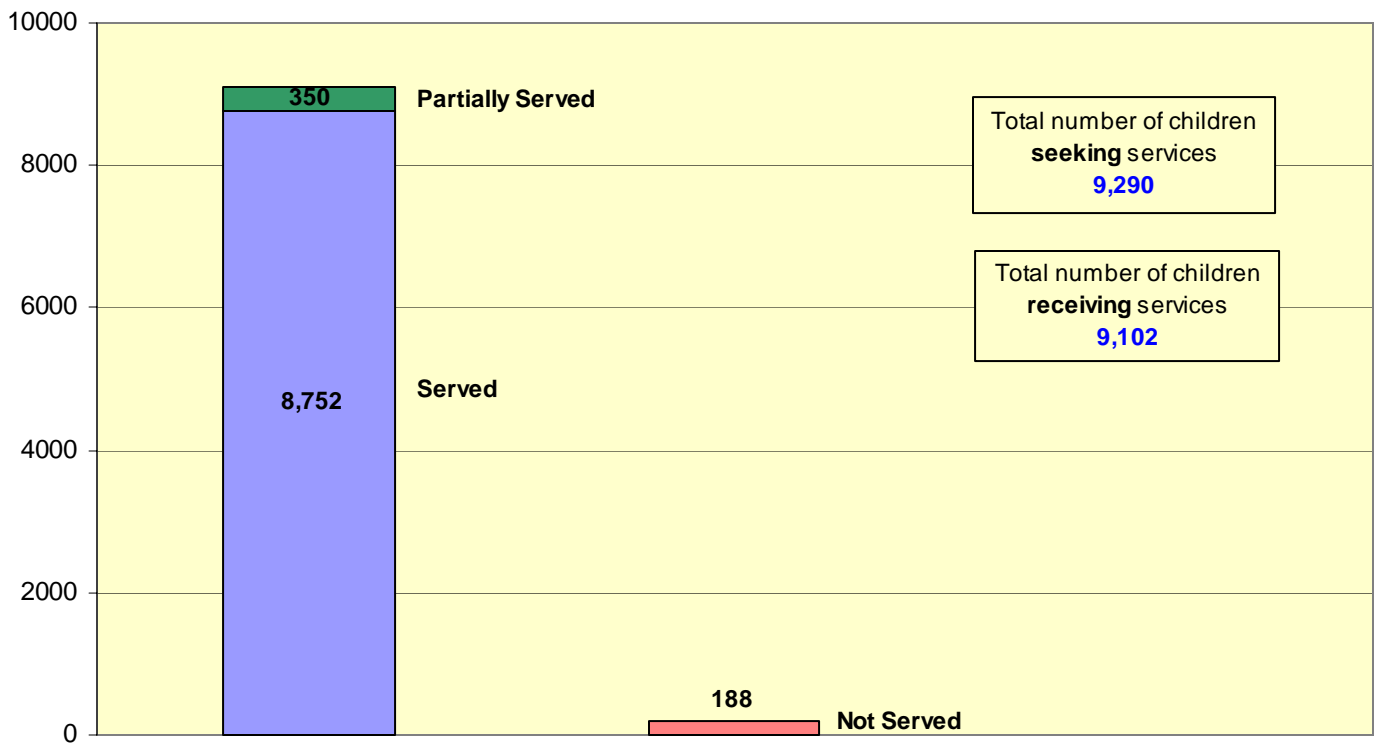
**Other Demographics**

- Rural: **14,151** (74% of those receiving services)
- Limited English: **2,445** (13%)
- Immigrants: **1,662** (9%)
- Disabilities: **1,115** (6%)

**Relationship to Offender<sup>2</sup>**

- Current or former spouse or intimate partner: **14,436** (79%)
- Dating: **1,850** (10%)
- Other family member: **1,271** (7%)
- Parent or other caretaker: **694** (4%)
- Other: **133** (1%)

**Children seeking services who were served, partially served, and not served**



<sup>1</sup> Percentages are based on victims receiving services for whom this information was known.

<sup>2</sup> Because victims may have been abused by more than one offender, data reported may exceed the total number of victims served. Percentages are based on the total number of known relationships.

**Number of children receiving the following services:**

Child advocacy: **3,223** (35% of those receiving services)

Victim advocacy: **2,996** (33%)

Support group/counseling: **2,855** (31%)

Crisis intervention: **2,333** (26%)

Hotline calls: **2,314** (25%)

Civil legal advocacy: **1,246** (14%)

**Referrals:**

- ♦ Children referred to Child Protective Services: **1,203**
- ♦ Referrals received from Child Protective Services: **936**

**Demographic data:**

**Gender<sup>3</sup>**

- ♦ Female: **4,296** (51%)
- ♦ Male: **4,122** (49%)

**Other Demographics**

- ♦ Rural: **6,696** (74% of those receiving services)
- ♦ Limited English: **401** (4%)
- ♦ Immigrants: **258** (3%)
- ♦ Disabilities: **182** (2%)

**Relationship to Offender<sup>4</sup>**

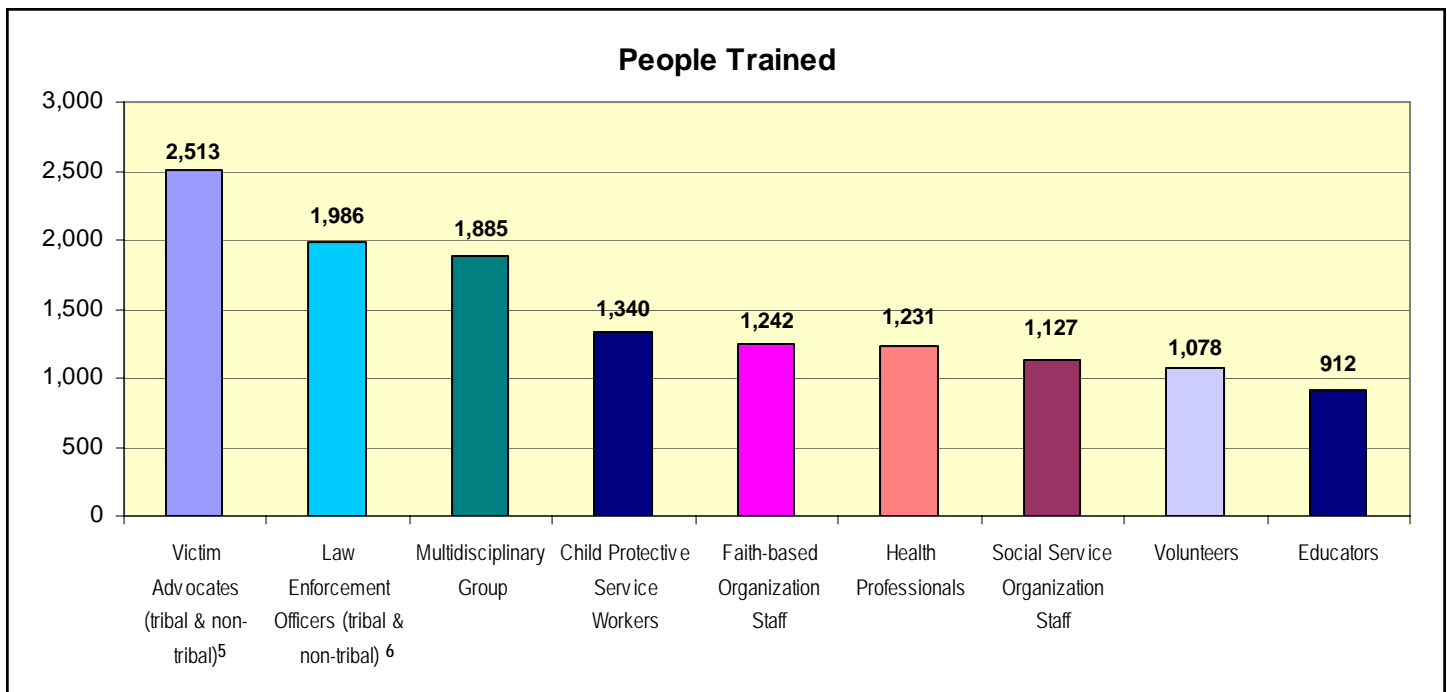
- ♦ Parent or other caretaker: **7,388** (85%)
- ♦ Other family member: **1,209** (14%)
- ♦ Other: **58** (1%)

**Training:** Rural Program grantees train professionals to improve the response to victims of domestic violence and/or dating violence and to increase offender accountability.

Total number of grantees using funds for training: **100** (82% of all grantees)

Total number of people trained: **17,529**

Number of training events: **1,973**



<sup>3.</sup> Percentages are based on children receiving services for whom this information was known.

<sup>4.</sup> Because children may have been abused by more than one offender, data reported may exceed the total number of children served. Percentages are based on the total number of known relationships.

<sup>5.</sup> Includes 2,310 non-tribal and 203 tribal victim advocates.

<sup>6.</sup> Includes 1,494 non-tribal and 492 tribal law enforcement officers.

### Topics on which professionals were most frequently trained

Training Topic	Number of grantees training on this topic	Training Topic	Number of grantees training on this topic
Domestic violence overview, dynamics, and services	87	Coordinated community response	64
Advocate response	84	Protection orders	63
Safety planning for victims/survivors	83	Domestic violence statutes/codes	62
Confidentiality	70	Issues specific to rural victims/survivors who are homeless or living in poverty	61

**Staff:** Rural Program staff provide victim services, training, outreach, advocacy, counseling, and court services to increase victim and child safety and offender accountability.

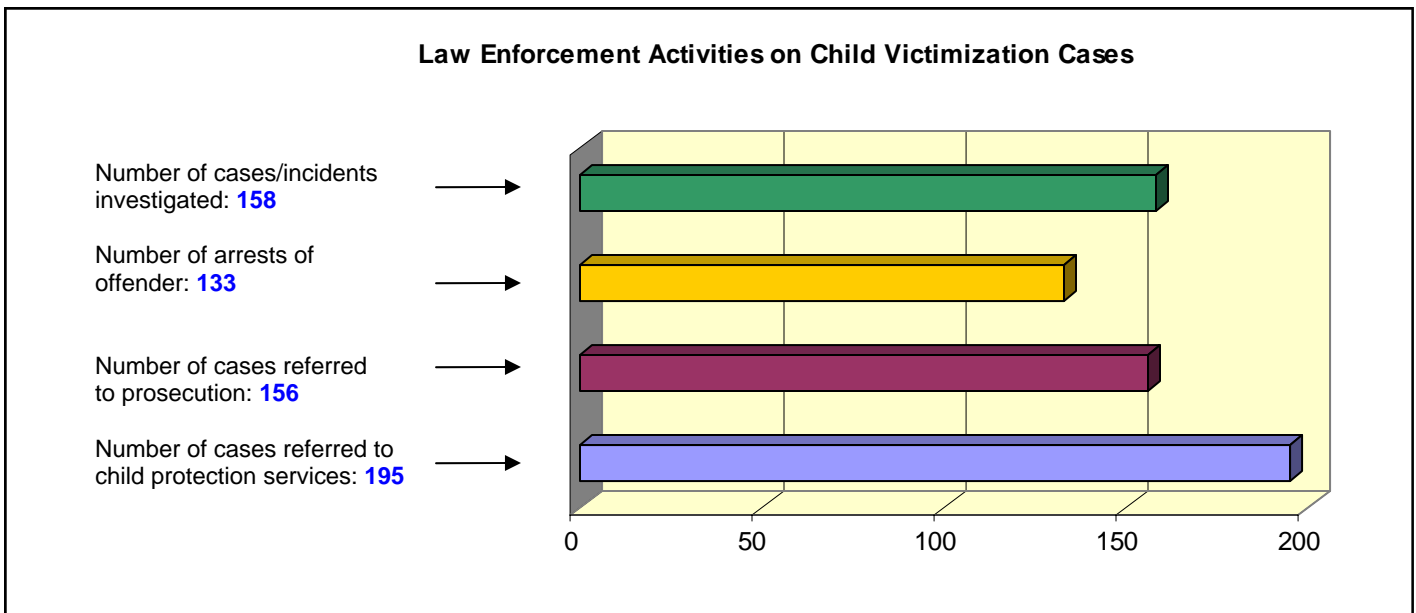
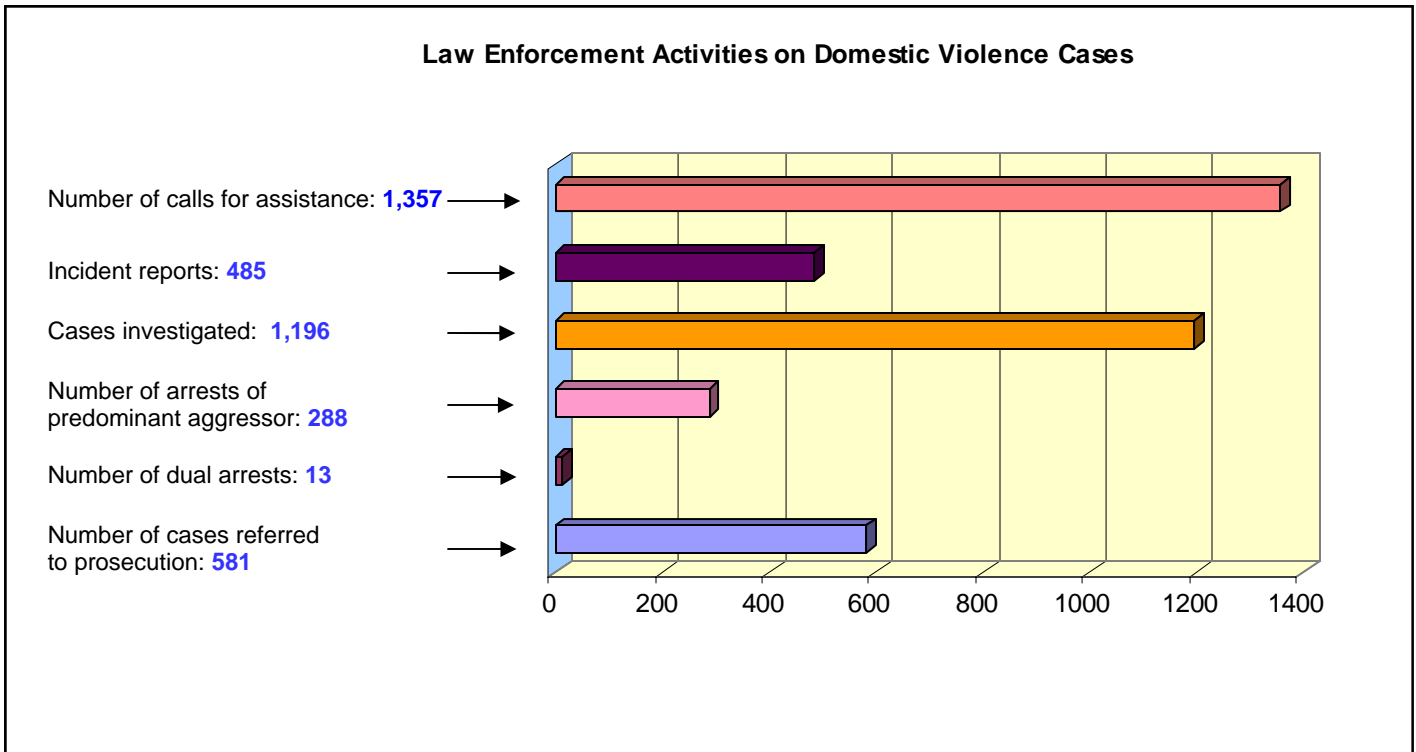
---

Total number of grantees using funds for staff: **120** (98% of all grantees)

<b>Total Number of full time equivalent staff funded</b>	<b>519</b>
Victim Advocates (35% of all staff funded)	180
Program Coordinators (15%)	76
Support Staff (9%)	48
Administrators (8%)	41
Trainers/Educators (7%)	35
Children's Advocates (5%)	28
Outreach Workers (4%)	23
Legal Advocates (4%)	23
Counselors (3%)	17
Law Enforcement Officers (3%)	14

## Law Enforcement

Number of grantees using funds for law enforcement: **13** (11% of all grantees)



## Prosecution

NOTE: The percentage of charges resulting in convictions reported here is not a conviction rate (which is based on persons convicted), but reflects the percentage of charges—not offenders—disposed of by a conviction.

Number of grantees using funds for prosecution: **5** (4% of all grantees)

Prosecution of Domestic Violence Charges	
<b>Total number of charges filed</b>	<b>836</b> <ul style="list-style-type: none"><li>• 53% were misdemeanor domestic violence charges</li><li>• 32% were felony domestic violence charges</li></ul>
<b>Number of charges disposed of</b>	<b>659</b> <ul style="list-style-type: none"><li>• 79% of all new and pending charges were disposed of</li></ul>
<b>Charges resulting in convictions and deferred adjudications</b>	<b>516</b> <b>78%</b> of all charges disposed of resulted in convictions or deferred adjudications <ul style="list-style-type: none"><li>• 98% of felony domestic violence charges resulted in a conviction or deferred adjudication: 220 charges out of 225 disposed of</li><li>• 68% of misdemeanor domestic violence charges resulted in conviction or deferred adjudication: 222 charges out of 327 disposed of</li></ul>
Prosecution of Child Victimization Charges	
<b>Total number of charges filed</b>	<b>33</b> <ul style="list-style-type: none"><li>• 55% were felony child abuse or neglect charges</li><li>• 45% were misdemeanor child abuse or neglect charges</li></ul>
<b>Number of charges disposed of</b>	<b>26</b> <ul style="list-style-type: none"><li>• 79% of all new and pending charges were disposed of</li></ul>
<b>Charges resulting in convictions and deferred adjudications</b>	<b>17</b> <b>65%</b> of all charges disposed of resulted in convictions or deferred adjudications <ul style="list-style-type: none"><li>• 67% of felony child abuse or neglect charges resulted in conviction or deferred adjudication: 12 charges out of 18 disposed of</li><li>• 63% of misdemeanor child abuse or neglect charges resulted in conviction or deferred adjudication: 5 charges out of 8 disposed of</li></ul>

## Probation

Number of grantees using funds for probation: **2** (2% of all grantees)

Total number of cases: **229**

<b>Offender Monitoring</b>
<ul style="list-style-type: none"><li>✦ <b>501</b> Offenders received <b>1,662</b> face-to-face contacts</li><li>✦ <b>184</b> Offenders received <b>538</b> telephone monitoring contacts</li><li>✦ <b>362</b> Offenders received <b>439</b> unscheduled surveillance contacts</li></ul>
<b>In addition to offender monitoring, probation officers also contact victims as an additional strategy to increase victim safety.</b>
<ul style="list-style-type: none"><li>✦ <b>124</b> Victims received <b>292</b> contacts</li></ul>

### Dispositions of Violations of Probation

Probation officers monitor offenders to review progress and compliance with court orders. The data reported below reflects the consequences imposed for violations that were disposed of during the current report period.

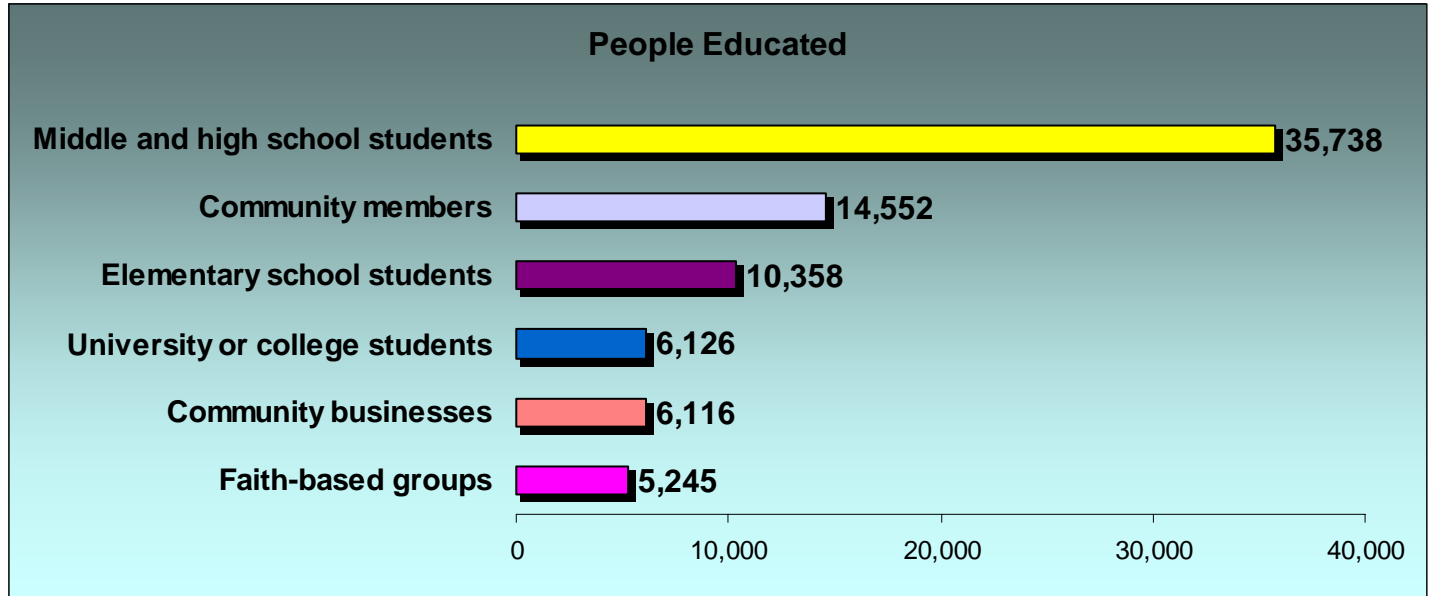
<b>Violations of probation</b>	<b>Dispositions of violations</b>
Protection Orders (13)	92% (12) had no action taken 8% (1) had partial or full revocation of probation
New Criminal Behavior (4)	100% (4) had partial or full revocation of probation
Failure to attend mandated offender treatment program (2)	100% (2) had partial or full revocation of probation
Failure to attend mandated parenting program (1)	100% (1) had partial or full revocation of probation
Other condition (9)	100% (9) had partial or full revocation of probation

**Community Education:** Rural Program staff provide general information to the community to increase awareness of domestic violence and/or child victimization.

Number of grantees using funds for community education: **103** (84% of all grantees)

Total number of people educated: **93,847**

Number of education events: **3,128**



### Topics on which the community was most frequently educated

Education Topic	Number of grantees educating on this topic	Education Topic	Number of grantees educating on this topic
Domestic violence overview, dynamics, and services	87	Healthy relationships/domestic violence prevention (community)	63
Dating violence overview, dynamics, and services	84	Healthy relationships/domestic violence prevention (6-12th grade)	56
Domestic violence prevention program	79	Child victimization overview, dynamics, and services	55
Safety Planning	71	Issues specific to victims/survivors who are homeless or living in poverty	55