

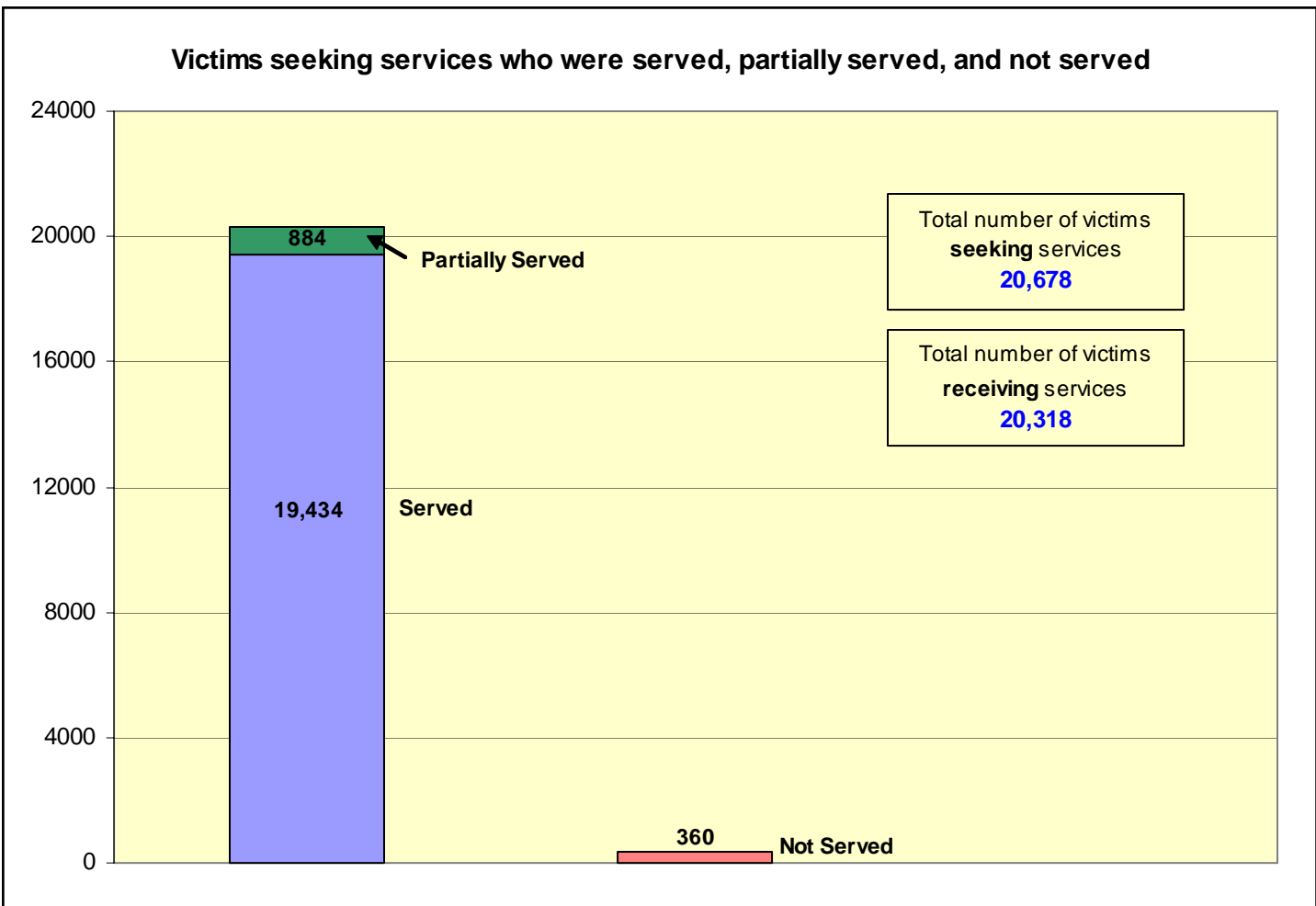
**Office on Violence Against Women
Discretionary Grants
Rural Domestic Violence and Child Victimization Enforcement Grants
Report Period: July 1-December 31, 2006**

The purpose of the Rural Domestic Violence and Child Victimization Enforcement Grant Program (Rural Program) is to enhance the safety of victims of domestic violence, dating violence, and child victimization by supporting projects uniquely designed to address and prevent these crimes in rural jurisdictions. This program challenges community-based organizations and leaders to collaborate, communicate, identify issues, and share ideas that will result in responses that will ensure victim safety and offender accountability.

Total number of grantees reporting	143
------------------------------------	-----

Victim Services: Rural Program grantees provided services to more than **20,000** victims of domestic violence and nearly **10,000** child victims to help them become and remain safe from violence.

Total number of grantees using funds for victim services: **117** (82% of all grantees)



Victim Services and Demographics: Rural Program grantees provided an array of services to victims of domestic violence, dating violence, and child victimization. These services included victim and child advocacy (actions designed to help the victim/survivor obtain needed resources or services), crisis intervention, and support group/counseling. Safety planning, referrals, and information are provided to victims as needed.

Number of victims receiving the following services:

Victim advocacy: **14,265** (70% of those receiving services)
 Hotline calls: **11,275** (55%)
 Crisis Intervention: **10,025** (49%)
 Civil legal advocacy: **6,849** (34%)
 Support group/counseling: **6,378** (31%)
 Criminal justice advocacy: **5,223** (26%)
 Victim-witness notification: **4,194** (21%)

Demographic data:

Gender¹

- Female: **18,376** (92%)
- Male: **1,561** (8%)


Other Demographics

- Rural: **16,927** (83% of those receiving services)
- Limited English: **1,911** (9%)
- Immigrants: **1,491** (7%)
- Disabilities: **1,377** (7%)

Relationship to Offender²

- Current or former spouse or intimate partner: **15,935** (82%)
- Dating: **1,507** (8%)
- Parent or other caretaker: **914** (5%)
- Other family member: **842** (4%)
- Other: **264** (1%)

Children seeking services who were served, partially served, and not served



¹. Percentages are based on victims receiving services for whom this information was known.

². Because victims may have been abused by more than one offender, data reported may exceed the total number of victims served. Percentages are based on the total number of known relationships.

Number of children receiving the following services:

Child advocacy: **3,784** (38% of those receiving services)

Victim advocacy: **3,765** (38%)

Support group/counseling: **2,903** (29%)

Hotline calls: **2,688** (27%)

Crisis intervention: **2,626** (27%)

Civil legal advocacy: **1,108** (11%)

Referrals:

- ♦ Children referred to Child Protective Services: **1,327**
- ♦ Referrals received from Child Protective Services: **807**

Demographic data:

Gender³

- ♦ Female: **5,246** (56%)
- ♦ Male: **4,176** (44%)

Other Demographics

- ♦ Rural: **7,513** (76% of those receiving services)
- ♦ Limited English: **370** (4%)
- ♦ Immigrants: **337** (3%)
- ♦ Disabilities: **258** (3%)

Relationship to Offender⁴

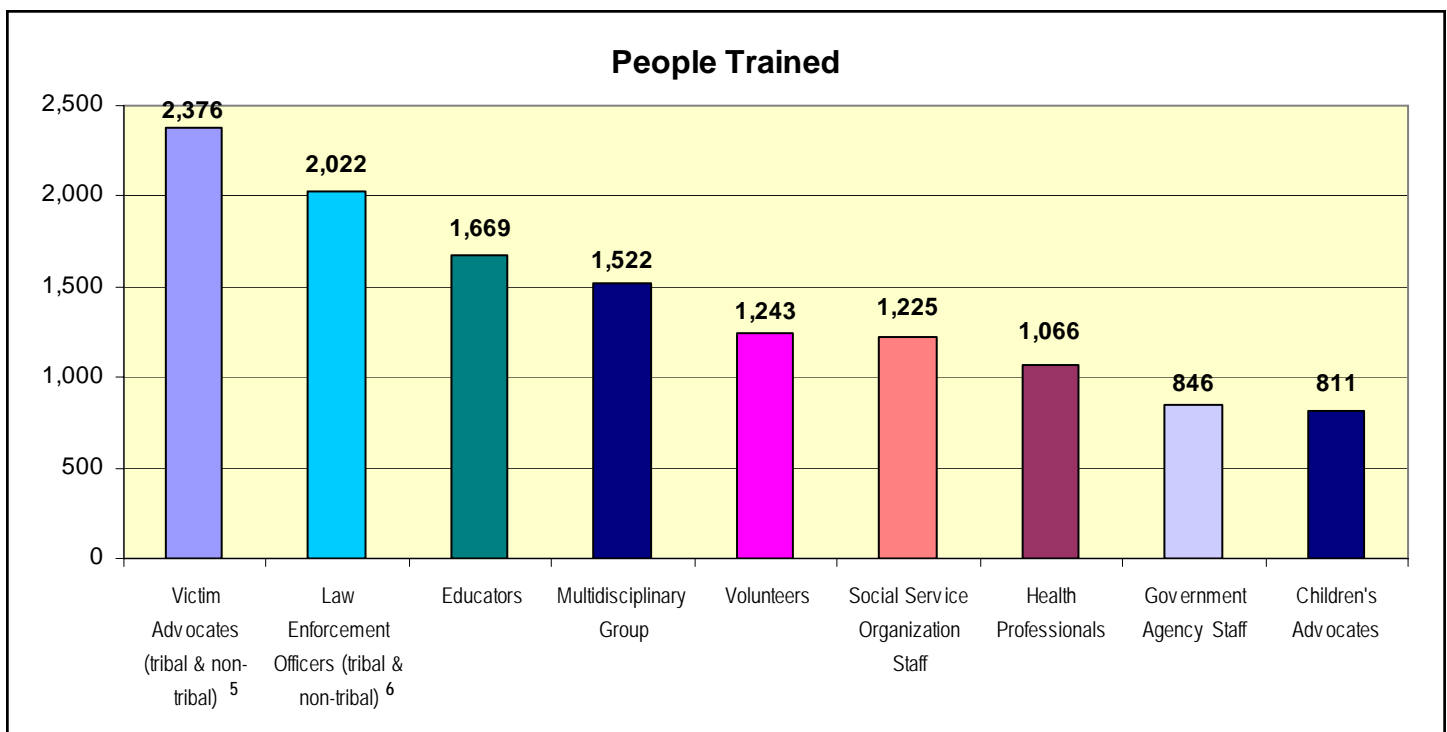
- ♦ Parent or other caretaker: **8,186** (90%)
- ♦ Other family member: **927** (10%)
- ♦ Other: **33** (<1%)

Training: Rural Program grantees train professionals to improve the response to victims of domestic violence and/or dating violence and to increase offender accountability.

Total number of grantees using funds for training: **107** (75% of all grantees)

Total number of people trained: **17,872**

Number of training events: **1,180**



³ Percentages are based on children receiving services for whom this information was known.

⁴ Because children may have been abused by more than one offender, data reported may exceed the total number of children served. Percentages are based on the total number of known relationships.

⁵ Includes 2,096 non-tribal and 280 tribal victim advocates.

⁶ Includes 1,612 non-tribal and 410 tribal law enforcement officers.

Topics on which professionals were most frequently trained

Training Topic	Number of grantees training on this topic	Training Topic	Number of grantees training on this topic
Domestic violence overview, dynamics, and services	100	Coordinated community response	71
Safety planning for victims/survivors	87	Child victimization overview, dynamics, and services	70
Advocate response	85	Dating violence overview, dynamics and services	67
Confidentiality	74	Domestic violence statutes/codes	67

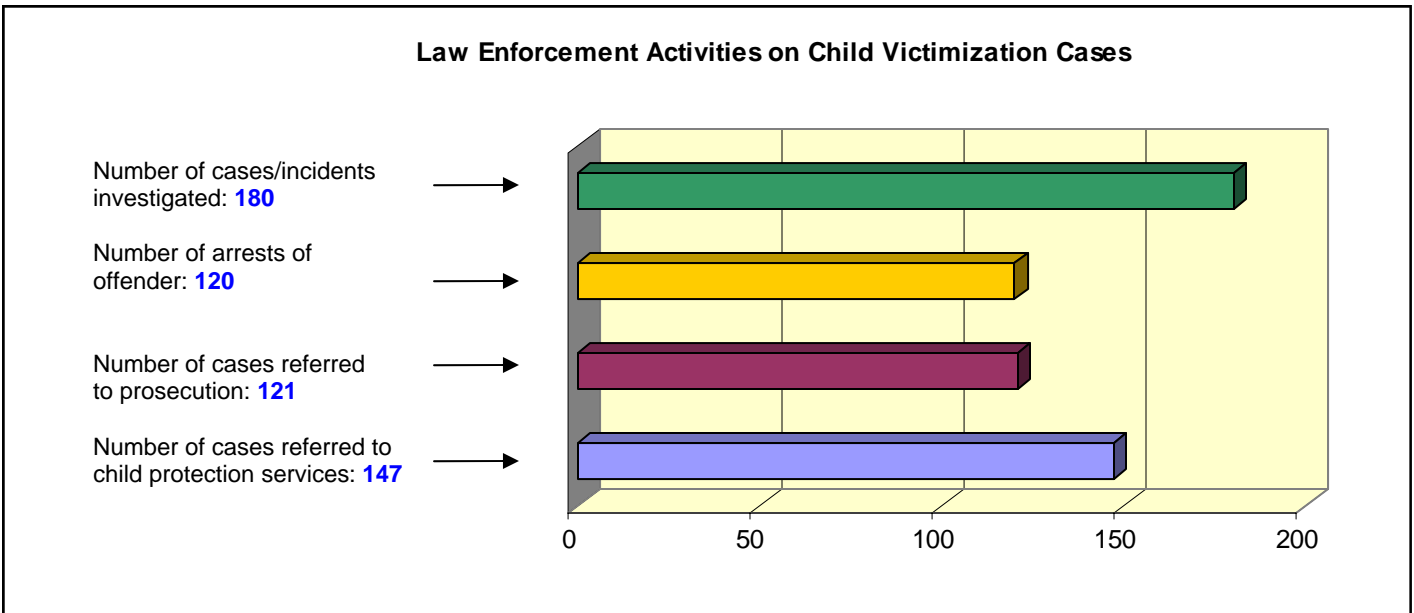
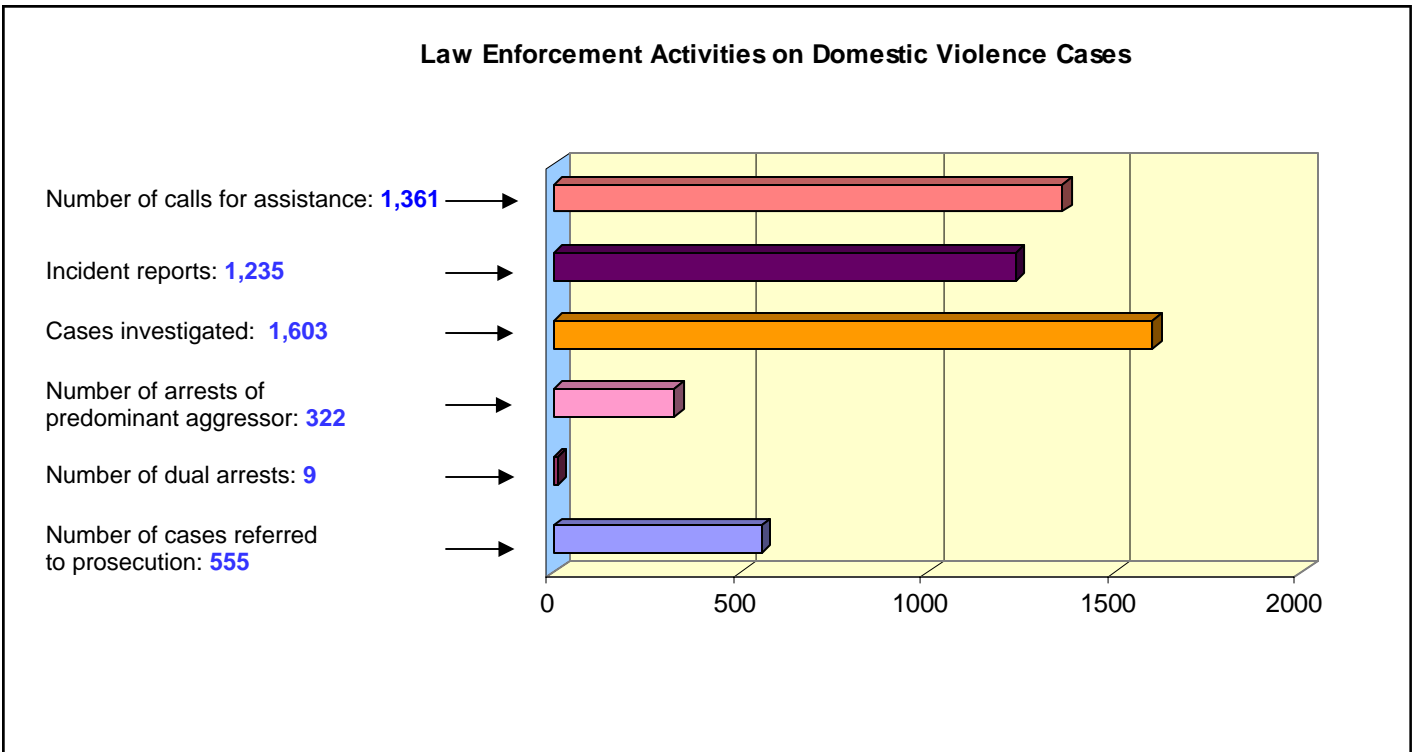
Staff: Rural Program staff provide victim services, training, outreach, advocacy, counseling, and court services to increase victim and child safety and offender accountability.

Total number of grantees using funds for staff: **137** (96% of all grantees)

Total Number of full time equivalent staff funded	551
Victim Advocates (31% of all staff funded)	172
Program Coordinators (15%)	80
Administrators (8%)	46
Support Staff (8%)	45
Outreach Workers (8%)	42
Trainers/Educators (7%)	36
Children's Advocates (6%)	32
Law Enforcement Officers (3%)	19
Counselors (3%)	19
Legal Advocates (3%)	17

Law Enforcement

Number of grantees using funds for law enforcement: **15** (10% of all grantees)



Prosecution

NOTE: The percentage of charges resulting in convictions reported here is not a conviction rate (which is based on persons convicted), but reflects the percentage of charges—not offenders—disposed of by a conviction.

Number of grantees using funds for prosecution: **5** (3% of all grantees)

Prosecution of Domestic Violence Charges	
Total number of charges filed	1,310 <ul style="list-style-type: none"> 81% were misdemeanor domestic violence charges 7% were felony domestic violence charges 1% were domestic violence ordinance charges
Number of charges disposed of	714 <ul style="list-style-type: none"> 55% of all new and pending charges were disposed of
Charges resulting in convictions and deferred adjudications	589 <p>82% of all charges disposed of resulted in convictions or deferred adjudications</p> <ul style="list-style-type: none"> 100% of felony domestic violence charges resulted in a conviction or deferred adjudication: 41 charges out of 41 disposed of 100% of domestic violence ordinance charges resulted in a conviction or deferred adjudication: 5 charges out of 5 disposed of 82% of misdemeanor domestic violence charges resulted in conviction or deferred adjudication: 499 charges out of 612 disposed of
Prosecution of Child Victimization Charges	
Total number of charges filed	20 <ul style="list-style-type: none"> 85% were felony child abuse or neglect charges 15% were misdemeanor child abuse or neglect
Number of charges disposed of	7 <ul style="list-style-type: none"> 35% of all new and pending charges were disposed of
Charges resulting in convictions and deferred adjudications	7 <p>100% of all charges disposed of resulted in convictions or deferred adjudications</p> <ul style="list-style-type: none"> 100% of felony child abuse or neglect charges resulted in conviction or deferred adjudication: 4 charges out of 4 disposed 100% of misdemeanor child abuse or neglect charges resulted in conviction or deferred adjudication: 3 charges out of 3 disposed of

Probation

Number of grantees using funds for probation: **2** (1% of all grantees)

Total number of cases: **228**

Offender Monitoring
<ul style="list-style-type: none">✦ 250 Offenders received 1,868 face-to-face contacts✦ 200 Offenders received 589 telephone monitoring contacts✦ 191 Offenders received 525 unscheduled surveillance contacts
In addition to offender monitoring, probation officers also contact victims as an additional strategy to increase victim safety.
<ul style="list-style-type: none">✦ 208 Victims received 500 contacts

Dispositions of Violations of Probation

Probation officers monitor offenders to review progress and compliance with court orders. The data reported below reflects the consequences imposed for violations that were disposed of during the current report period.

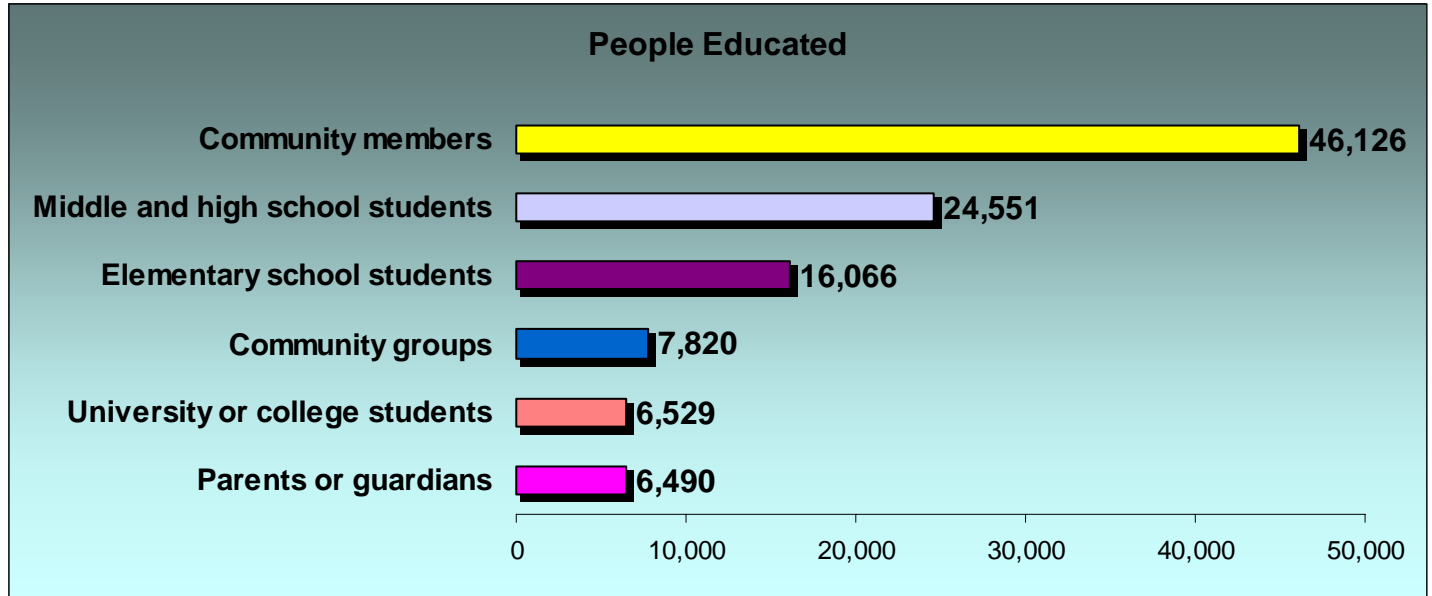
Violations of probation	Dispositions of violations
Protection Orders (12)	100% (12) had no action taken
New Criminal Behavior (2)	100% (2) had partial or full revocation of probation
Failure to attend mandated parenting program (1)	100% (1) had partial or full revocation of probation
Other condition (11)	100% (11) had partial or full revocation of probation

Community Education: Rural Program staff provide general information to the community to increase awareness of domestic violence and/or child victimization.

Number of grantees using funds for community education: **115** (80% of all grantees)

Total number of people educated: **121,365**

Number of education events: **2,601**



Topics on which the community was most frequently educated

Education Topic	Number of grantees educating on this topic	Education Topic	Number of grantees educating on this topic
Domestic violence overview, dynamics, and services	103	Healthy relationships/domestic violence prevention (6-12th grade)	74
Dating violence overview, dynamics, and services	89	Healthy relationships/domestic violence prevention (community)	72
Domestic violence prevention program	87	Child victimization overview, dynamics, and services	70
Safety Planning	78	Issues specific to rural victims/survivors who are homeless or living in poverty	64